ANALYSIS OF BUDGETED EXPENDITURE ON EDUCATION 2020-21 to 2022-23



GOVERNMENT OF INDIA
MINISTRY OF EDUCATION
(DEPARTMENT OF HIGHER EDUCATION)
PLANNING, MONITORING AND STATISTICS BUREAU
NEW DELHI
2026

ANALYSIS OF
BUDGETED EXPENDITURE
ON EDUCATION
2020-21 to 2022-23



GOVERNMENT OF INDIA
MINISTRY OF EDUCATION
(DEPARTMENT OF HIGHER EDUCATION)
PLANNING, MONITORING AND STATISTICS BUREAU
NEW DELHI
2026

डॉ. विनीत जोशी, भा.प्र.से.
सचिव
Dr. VINEET JOSHI, IAS
Secretary
Tel. : 011-23386451, 23382698
E-mail : secy.dhe@nic.in

सत्यमेव जयते

भारत सरकार
Government of India
शिक्षा मंत्रालय
Ministry of Education
उच्चतर शिक्षा विभाग
Department of Higher Education
127 'सी' विंग, शास्त्री भवन, नई दिल्ली–110 001
127 'C' Wing, Shastri Bhawan, New Delhi-110 001



FOREWORD

The Department of Higher Education has been bringing out this publication titled "Analysis of Budgeted Expenditure on Education" annually for a long time now. This report provides comprehensive and exhaustive information on public expenditure on education, covering its various facets like sector-wise bifurcation, State/UT wise expenditure and India's total public expenditure on education as a percentage of GDP to name a few.

This report is a testament to the hard work and dedication of our officers and staff, who has put the extra effort in completing this detailed exercise of culling out the expenditure on education is from budget documents of various Ministries/ Departments of Centre and State/UTs and compiling the report within a short period of only around six months. I hope that this report will provide valuable insights into the public expenditure on education in India to all our valuable stakeholders, policymakers, academicians, research fraternity, international organizations etc.

05th February, 2026

(Dr. Vineet Joshi)

नवनीता गोगोई
NAVANITA GOGOI
उप-महानिदेशक
Deputy Director General

सत्यमेव जयते

भारत सरकार
शिक्षा मंत्रालय
उच्चतर शिक्षा विभाग
शास्त्री भवन
नई दिल्ली-110 001
GOVERNMENT OF INDIA
MINISTRY OF EDUCATION
DEPARTMENT OF HIGHER EDUCATION
SHASTRI BHAVAN
NEW DELHI-110 001



PREFACE

The Analysis of Budgeted Expenditure on Education is an annual publication brought out by the Ministry of Education (MoE) which provides comprehensive and sector wise expenditure on education i.e. Elementary, Secondary, University & Higher, Technical and Adult Education. In addition, the details of public expenditure on education for Language Development is also included as separate sector in relevant table/statements. The expenditure on education is culled out from budget documents of various Ministries/ Departments of Centre and State/UTs.

This publication also includes public expenditure on education as percentage of Gross Domestic Product (GDP). This information is compiled separately for different Sectors, for total expenditure incurred by Centre and State/UTs on education as well as individually for various States/UTs as a percentage of their respective Gross State Domestic Product (GSDP). The public expenditure as percentage of GDP by the Department of Education and by other Departments in their education related activities is also provided for the years 2000-01 to 2022-23.

Income and Expenditure statements of premier institutions, i.e Indian Institute of Technologies (IITs), National Institute of Technologies (NITs), Indian Institute of Managements (IIMs) and Central Universities have been part of this publication since previous issue. The same practice is being followed in this publication also.

For the convenience of our esteemed users, a small writeup "Explanatory note" have been included in this publication, which provides what is included/excluded while compiling various Tables/Statements as well as limitations.

I extend my sincere thanks to the Secretary, Higher Education for his constant support, guidance and encouragement. My special appreciation goes to all officers & staff of this Division for putting in the huge exercise of compilation work for bringing out this publication.

योजना, निगरानी एवं सांख्यिकी प्रभाग, विंग-6, पश्चिम ब्लॉक-I, आर.के. पुरम, नई दिल्ली-110066
Planning, Monitoring and Statistics Division, Wing-6, West Block-I, R.K. Puram, New Delhi-110066
दूरभाष / Tel : 011-20862081 / ई-मेल / E-mail: navanita.gogoi@nic.in

I hope this publication will be appreciated by the policymakers, academicians, research fraternity, international organizations and all other stakeholders involved, especially in the education sector. Any suggestion for improvement of this publication will be appreciated.

(Navanita Gogoi)
Deputy Director General

9th February, 2025
New Delhi

CONTENTS

A. ANALYSIS OF BUDGETED EXPENDITURE ON EDUCATION		**1-10**
1	Introduction	1
2	Analysis of Budgeted Expenditure	4
3	Expenditure on Education as percentage of Gross Domestic Product (GDP)/Gross State Domestic Product (GSDP)	8
4	Explanatory note on Sector-wise Expenditure on Education	9
B. ANALYTICAL TABLES		**13-21**
Table No.	**Description**	
1	Budgeted Expenditure on Education by Education Departments and other Departments (Revenue + Capital + Loans & Advances)	**13**
2	Budgeted Expenditure on Education and Training (Revenue Account)	14
3	Budgeted Expenditure on Education by Ministry of Education of Central Government (Revenue Account)	15
4	Public Expenditure on Education as percentage of GDP from 2000-01 to 2022-23	16
5	Public Expenditure on Education as percentage of GDP Sector-wise (Estimated)	17
6(a)	Relationship between Budgeted Expenditure on Education and Gross State Domestic Product (GSDP) of States and UTs during 2020-21 (Actual)	18
6(b)	Relationship between Budgeted Expenditure on Education and Gross State Domestic Product (GSDP) of States & UTs during 2021-22 (Revised Estimate)	19
6(c)	Relationship between Budgeted Expenditure on Education and Gross State Domestic Product (GSDP) of States & UTs during 2022-23 (Budget Estimate)	20
7	Total Budget (State & Centre) Revenue, Capital and Loans & advances	21
C. STATISTICAL STATEMENTS		**25-107**
Statement No.	**Description**	
1	**Budgeted Provision for Education & Training at the Centre (Revenue Account)- Total**	**25**
1a	Education (Revenue Account)	26
1b	Training (Revenue Account)	27
2(a)	Budgeted Expenditure on Education & Training by Education and Other departments for 2020-21 (Actual) (Revenue Account)	28
2(b)	Budgeted Expenditure on Education & Training by Education and Other departments (Revenue Account) for 2021-22 (Revised Estimate)	29
2(c)	Budgeted Expenditure on Education & Training by Education and Other departments (Revenue Account) for 2022-23 (Budget Estimate)	30

3	Total State Budget and Expenditure on Education and Training (Revenue Account)	31
4	**Budgeted Expenditure on Elementary Education (Revenue Account)- Total Expenditure**	**32**
4.1	Direction, Inspection & Administration (Revenue Account)	33
4.2	Government Primary Schools (Revenue Account)	34
4.3	Assistance to Non-Govt. Primary Schools (Revenue Account)	35
4.4	Assistance to Local Bodies for Primary Education (Revenue Account)	36
4.5	Teacher's Training (Revenue Account)	37
4.6	Scholarships (Revenue Account)	38
4.7	Text Books (Revenue Account)	39
4.8	Non-Formal Education (Revenue Account)	40
4.9	Mid Day Meal (State Share) (Revenue Account)	41
4.10	SSA (Revenue Account)	42
4.12	Other Expenditure (Revenue Account)	43
5	**Budgeted Expenditure on Secondary Education (Revenue Account)- Total Expenditure**	**44**
5.1	Direction, Inspection & Administration (Revenue Account)	45
5.2	Government Secondary Schools (Revenue Account)	46
5.3	Assistance to Non-Govt. Secondary Schools (Revenue Account)	47
5.4	Assistance to Local Bodies for Secondary Schools (Revenue Account)	48
5.5	Scholarships (Revenue Account)	49
5.6	Teacher's Training (Revenue Account)	50
5.7	Text Books (Revenue Account)	51
5.8	Vocational Education (Revenue Account)	52
5.9	Other Expenditure (Revenue Account)	53
6	**Budgeted Expenditure on Adult Education (Revenue Account)- Total Expenditure**	**54**
6.1	Direction & Administration (Revenue Account)	55
6.2	Rural Functional Literacy Programme (Revenue Account)	56
6.4	Other Adult Education Programme (Revenue Account)	57
6.5	Other Expenditure (Revenue Account)	58

7	**Budgeted Expenditure on University/Scholarship/DL Education (Revenue Account)- Total Expenditure**	**59**

7.1	Direction & Administration (Revenue Account)	60
7.2	Assistance to Universities (Revenue Account)	61
7.3	Government Colleges (Revenue Account)	62
7.4	Assistance to Non-Govt. Colleges (Revenue Account)	63
7.5	Scholarships (Revenue Account)	64
7.6	Other Expenditure (Revenue Account)	65
8	**Budgeted Expenditure on Technical Education (Revenue Account)-Total Expenditure**	**66**
8.1	Direction & Administration (Revenue Account)	67
8.2	Technical Schools (Revenue Account)	68
8.3	Polytechnics (Revenue Account)	69
8.4	Assistance to Universities for Technical Education (Revenue Account)	70
8.5	Assistance to Non-Govt. Colleges and Institutions (Revenue Account)	71
8.6	Engineering Colleges and Institutions (Revenue Account)	72
8.7	Scholarships (Revenue Account)	73
8.8	Training (Revenue Account)	74
8.9	Other Expenditure (Revenue Account)	75
9	**Budgeted Expenditure on General Education (Revenue Account)-Total Expenditure**	**76**
9.1	Direction & Administration (Revenue Account)	77
9.2	Scholarships (Revenue Account)	78
9.3	Research (Revenue Account)	79
9.4	Training (Revenue Account)	80
9.5	Other Expenditure (Revenue Account)	81
10	**Budgeted Expenditure on Language Education (Revenue Account)-Total Expenditure**	**82**
10.1	Direction & Administration (Revenue Account)	83
10.2	Promotion of Modern Indian Languages & Literature (Revenue Account)	84
10.3	Sanskrit Education (Revenue Account)	85
10.5	Other Expenditure (Revenue Account)	86
11	Budgeted Expenditure on Education of the Education Departments according to Heads of Charges (Revenue Account) for 2020-21 (Actual)	87-88

11(a)	Budgeted Expenditure on Education of the Education Departments according to Heads of Charges (Capital Account) for 2020-21 (Actual)	89
11(b)	Budgeted Expenditure on Education of the Education Departments according to Heads of Charges (Loans and Advances Account) for 2020-21 (Actual)	90
12	Budgeted Expenditure on Education of the Education Departments according to Heads of Charges (Revenue Account) for 2021-22 (Revised Estimate)	91-92
12(a)	Budgeted Expenditure on Education of the Education Departments according to Heads of Charges (Capital Account) for 2021-22 (Revised Estimate)	93
12(b)	Budgeted Expenditure on Education of the Education Departments according to Heads of Charges (Loans and Advances Account) for 2021-22 (Revised Estimate)	94
13	Budgeted Expenditure on Education of the Education Departments according to Heads of Charges (Revenue Account) for 2022-23 (Budget Estimate)	95-96
13(a)	Budgeted Expenditure on Education of the Education Departments according to Heads of Charges (Capital Account) for 2022-23 (Budget Estimate)	97
13(b)	Budgeted Expenditure on Education of the Education Departments according to Heads of Charges (Loans and Advances Account) for 2022-23 (Budget Estimate)	98
14	Sector-wise Expenditure on Education by Education Departments States/ UTs and Centre for 2020-21 (Actual) (Revenue Account)	99
15	Sector-wise Expenditure on Education by Education Departments States/UTs and Centre for 2021-22 (Revised Estimate) (Revenue Account)	100
16	Sector-wise Expenditure on Education by Education Departments States/UTs and Centre for 2022-23 (Budget Estimate) (Revenue Account)	101
17	Budget Provisions for Centre & State Education Departments under Revenue Account, Capital Account Out-Side Revenue Account & Loans and Advances Account for 2020-21 (Actual)	102-103
18	Budget Provisions for Centre & State Education Departments under Revenue Account, Capital Account Out -Side Revenue Account & Loans and Advances Account for 2021-22 (Revised Estimate)	104-105
19	Budget Provisions for Centre & State Education Departments under Revenue Account, Capital Account Out -Side Revenue Account & Loans and Advances Account for 2022-23 (Budget Estimate)	106-107
Indian Institute of Technology Financial Performance Report 2022-23		108
National Institute of Technology Financial Performance Report 2022-23		109
Indian Institute of Management Financial Performance Report 2022-23		110
Central Universities Financial Performance Report 2022-23		111

EXPLANATORY NOTE

- This publication includes Public Expenditure on different sectors of Education i.e. Elementary, Secondary, University & Higher Education, Adult and Technical Education for Centre and States/UTs and as percentage of GDP as well.

- The Sector wise break up of expenditure incurred on education, research and training by the Ministries/Departments other than Ministry of Education is not available in the budget documents of the Central Ministries. Therefore, to arrive at the sector wise expenditure on education by those Ministries/Departments, adjustments has been done on the basis of the nature of expenditure on education by these Ministries/Departments. For example, the expenditure on education incurred by the Ministry of Health & Family Welfare and Ministry of Micro, Small & Medium Enterprises goes towards the Technical Education sector.

- Similarly, the sector wise breakup of expenditure incurred on education, research and training by the Departments of States/UTs, other than the Department of Education is also not available separately in their budget documents. Therefore, to arrive at the sector wise expenditure of these Departments (other than the Department of Education) of States/UTs, the total expenditure on education, research and training by these Departments are distributed among Elementary, Secondary, University & Higher Education and Technical Education, on the basis of the ratio of these sectors at Centre (by other & Ministries/Departments).

- Under the heads "Capital Account" and "Loans & Advances", only the expenditure estimates of the Education Department of State/UTs are considered. This means that the estimates of expenditure on education for these two accounts are solely based on the expenditure under these two accounts by the Education Department of State/UTs only.

- Efforts have been made to include all the Indian Institute of Technologies (IITs), National Institute of Technologies (NITs), Indian Institute of Managements (IIMs) and Central Universities under the Financial Performance Report of this publication. However, a couple of IITs, NITs, IIMs and CUs could not be included due to unavailability of data.

- For some of the IITs, NITs and CUs, the total expenditure for the year 2022-23 is exceeding total income, as given in the Financial Performance Report. This can be attributed to one or more of the following:

    a) Revenue-related issues: Decrease in academic receipts, grants and subsidies.

    b) Financial-related factors: High depreciation expenses, increased interest expenses.

c) Operational inefficiencies: Increased operating costs, inefficient use of resources, or higher-than-expected expenses.

- Statements Nos. 4.11, 6.3 and 10.4 have been omitted from this report due to the complete absence of budgeted expenditure under the corresponding heads by all State/UTs. However, to ensure consistency with previous issues of this publications, the statement numbers for the remaining statements have been retained as before, maintaining the original sequence.

*****

OVERVIEW

ANALYSIS OF BUDGETED EXPENDITURE ON EDUCATION

1. INTRODUCTION

1.1 The Analysis of Budgeted Expenditure on Education (2020-21 to 2022-23) enunciates the budgeted expenditure on education by various Departments and Ministries of the central and state/UT governments for three consecutive years, viz, BE (2022-23), RE (2021-22) and actual (2020-21). Apart from the budgeted expenditures of the Department of Education (DoE), the expenditures incurred by other departments on education have also been taken into account in order to determine the ins and outs of the expenditures on education in India. The expenditures incurred by other departments include those on training, research, and development. Hence, the total expenditure on education thus comprises of the following four components:

- Expenditure on education by the Ministry of Education at Centre
- Expenditure on education, research & training by the other Ministries/departments at the Centre
- Expenditure on education by the Department of Education at the States/UTs
- Expenditure on education, research & training by the other Departments at States/UTs

To avert double counting in the case of centrally sponsored schemes, the expenditure figures are split into two parts, viz., the central share and the state share, as per the share mentioned in the scheme, and are accordingly taken under the center head and state head, respectively.

1.2 The publication also includes analysis of Income and Expenditure statement for FY 2022-23, encompassing India's esteemed Institutions: Indian Institute of Technology (IITs), Indian Institutes of Management (IIMs), National Institute of Technology (NITs) and Central Universities. This analysis provides valuable insights on the grants received by institutions, generated by those institutions in the form of academic receipts, as well their expenditure.

1.3 The analysis of budgeted expenditure is also presented separately Sector wise, i.e expenditure on Elementary, Secondary, University & Higher, Technical and Adult Education. In addition, the details of public expenditure on education for Language Development is also included as separate sector in relevant table/statements.

1.4 It is also pertinent to indicate that apart from the Revenue Account, the Education Departments of States/UTs and Centre also incur expenditure under the Capital Account as well as Loans and Advances Accounts. Hence, the expenditure by all these three accounts have been included here. The expenditure estimates under Capital Account & Loans and Advances account pertains to expenditure under these heads incurred by the Education Departments of States/UTs only.

1.5 The expenditure on education is culled out from the Detailed Demand for Grants (DDG) of all Ministries/ Departments of Centre and State/UTs. In addition, for analyzing the financial performance of IITs, IIMs, NITs and Central Universities, the Annual Reports of the respective institutions served as major source.

2. SUMMARY RESULTS

2.1 The Budget Estimates (BE) on education for 2022-23 by the Education Departments of State/UT and the Center amounts to Rs. 7,95,574 crore, which is 11.51% more than the revised estimate of Rs.7,13,428 crore for FY 2021-22 for the same account. Taking into account both the Revenue and the Capital Accounts (Including Loans), the total expenditure on education constitutes 8.77% of the total budget of the Centre and the States/UTs for 2022-23.

2.2 For FY 2022-23, the BE on the Revenue Account for the Education Departments of the Center and the State/UT are Rs.1,65,993 crore and Rs.6,03,720 crore respectively, which grosses to Rs. 7,69,712 crores, which is 10.93% more than the revised estimate of Rs.6,93,874 crore for FY 2021-22 for the same account. The total expenditure on revenue accounts constitutes 10.31% of the total budget of the Centre and the States/UTs for 2022-23.

2.3 For FY 2022-23, the BE on the Capital Accounts for the Education Departments of State/UT accounted for Rs.23,995 crore, which is 35.99 % more than the RE of Rs.17,645 crore for FY 2021-22 for the same account. This expenditure on Capital Accounts constitutes 3.16% of the total BE of State/UT. In addition, the total budget estimates on the capital accounts including loans accounted for Rs.25,870 crore for FY 2022-23.

2.4 Apart from the Education Departments, the other Departments of Centre and State/UT also incur expenditure on education. The expenditures incurred by other Departments on education (Revenue Account) for 2022-23 (excluding the Education Department) grosses to Rs. 2,97,070 crore.

Expenditure on Education 2022-23 (Revenue Account) by all Departments

	Centre	States/UTs	Total
Education Department	1,65,993	6,03,720	7,69,712
Other Departments	1,19,884	1,77,186	2,97,070
Total	2,85,877 (26.80 %)	7,80,905 (73.20 %)	10,66,782 (100 %)

2.5 It is observed from the table that the States/UTs are contributing about 73% of the total revenue expenditure on education in the country while Centre contributes about 27% to the education sector as a whole. The total revenue account of Rs.10,66,782 crore constitutes 14.29% of the total budget of the Centre and the States/UTs for 2022-23.

2.6 The following table indicates the Sector-wise Expenditure on Education incurred by Education Departments of both Centre and States.

Sector-wise Expenditure on Education 2022-23 (Revenue Account) by Education Department

(Rs.in crore)

Sector	States / UTs		Centre		Total	
	Expenditure	% Share	Expenditure	% Share	Expenditure	% Share
(1)	(2)	(3)	(4)	(5)	(6)	(7)
Elementary Education	2,98,156	49.39	85,639	51.59	3,83,795	49.86
Secondary Education	2,21,598	36.71	25,145	15.15	2,46,743	32.06
Adult Education	4,95	0.08	1,30	0.08	625	0.08
Language Development	2,406	0.40	3,68	0.22	2,774	0.36
University & Higher Education	60,359	10.00	30,688	18.49	91,047	11.83
Technical Education	15,837	2.62	23,258	14.01	39,095	5.08
General Education	4,869	0.81	765	0.46	5,634	0.73
Total Education	6,03,720	100.00	1,65,993	100.00	7,69,712	100.00

2.7 Elementary Education accounted for 49.86% of the total expenditure on education in 2022-23, followed by Secondary Education, which was 32.06%. The share of University & Higher Education and Technical Education was 11.83% and 5.08% respectively. Sector-wise expenditure on education for 2022-23 has been depicted in the Figure-1.

Figure 1: Sector wise share of expenditure on education (Center+State/UTs) for 2022-23

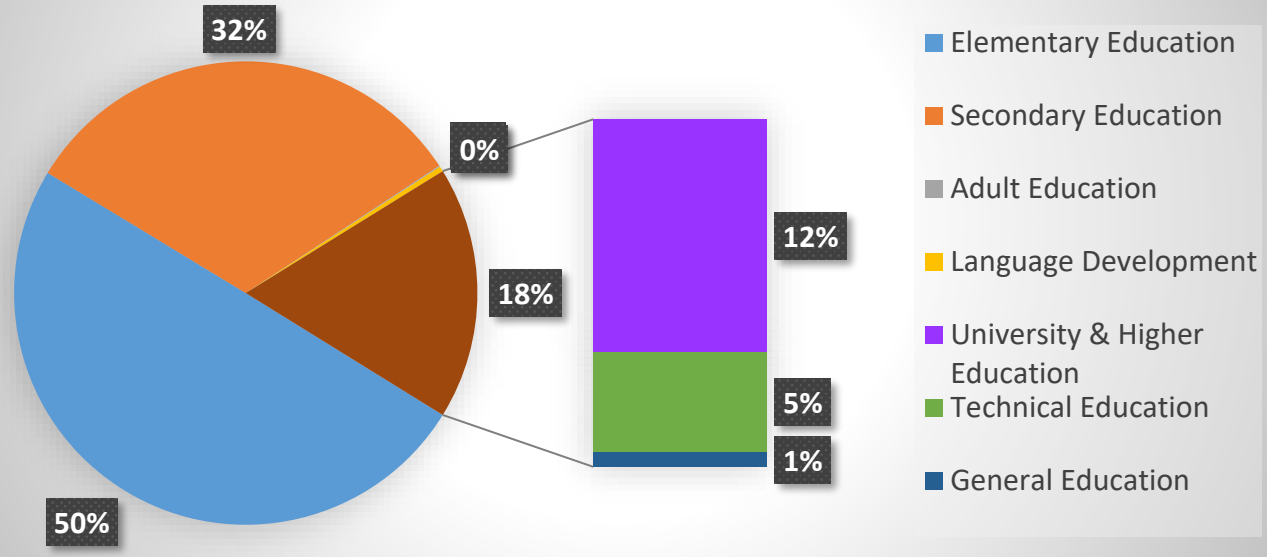

3. ANALYSIS OF BUDGETED EXPENDITURE

3.1. Table (1) summarizes the total budget provisions for education by the Education Departments and other Departments under Revenue, Capital & Loans and Advances accounts for Centre and States/UTs separately.

3.2. The BE for education, research and training by the all Departments of the Centre and the States/UTs under all the three accounts for FY 2022–23 is Rs.10,92,467 crore under the Revenue Account (14.64%), Rs. 23,995 crore under the Capital Account (1.75%) and Rs. 1875 crore under Loans and Advances (0.80%), totaling Rs.11,18,337 crore, which constitute 12.33% of the total BE at all India level.

3.3. The BE for education, research and training by the Education Departments of the Centre and the States/UTs under all the three accounts for FY 2022-23 is Rs. 7,69,712 crore under the Revenue Account (10.31%), Rs.23,995 crore under the Capital Account (1.75%) and Rs. 1875 crore under Loans & Advances (0.80%) totaling Rs. 7,95,582 crore, forming 8.77% of the total BE at all India level.

3.4. The RE for education, research and training by the all Departments of the Centre and the States/UTs under all the three accounts for FY 2021-22 is Rs. 9,86,899 crore under Revenue Account (14.05%), Rs.17,645 crore under Capital Account (1.46%) and Rs. 1909 crore under Loans & Advances (0.57%) totaling Rs. 10,06,453 crore, which constitute 11.75% of the total RE at all India level.

3.5. The RE for education, research and training by the Education Departments of the Centre and the States/UTs under all the three accounts for FY 2021-22 is Rs. 6,93,874 crore under the Revenue Account (9.88%), Rs.17,645 crore under Capital Account (1.46%) and Rs. 1909 crore under Loans & Advances (0.57%) totaling Rs. 7,13,428 crore, which constitutes 8.33% of the total RE at all India level.

3.6. The Actual Expenditure for education, research and training by the all Departments of the Centre and the States/UTs under all the three accounts for FY 2020-21 is Rs.8,27,673 crore under Revenue Account (13.17%), Rs.12,073 crore under Capital Account (1.59%) and Rs.659 crore under Loans & Advances (0.23%) totaling Rs.8,40,405 crore, which constitutes 11.46% of the total budget at all India level.

3.7. The Actual Expenditure for education, research and training by the Education Departments of the Centre and the States/UTs under all the three accounts for FY 2020-21 is Rs. 5,87,871 crore under the Revenue Account (9.35%), Rs. 12,073 crore under the Capital Account (1.59%) and Rs.659 crore under Loans and Advances (0.23%) totaling Rs. 6,00,603 crore, which constitute 8.19% of the total budget at all India level.

3.8. Figure-2 shows the percentage share of expenditure on education by the Education Departments with respect of the total budget on all the three accounts (Revenue Account, Capital Account, & Loans and Advances) separately for Centre and States/UTs. The figure also depicts the total share of expenditure on education by education departments by both Centre and states/UTs together (Ref: Table no.1).

Figure - 2: Percentage share of expenditure on education by Education Department w.r.t. total Budget at all India level

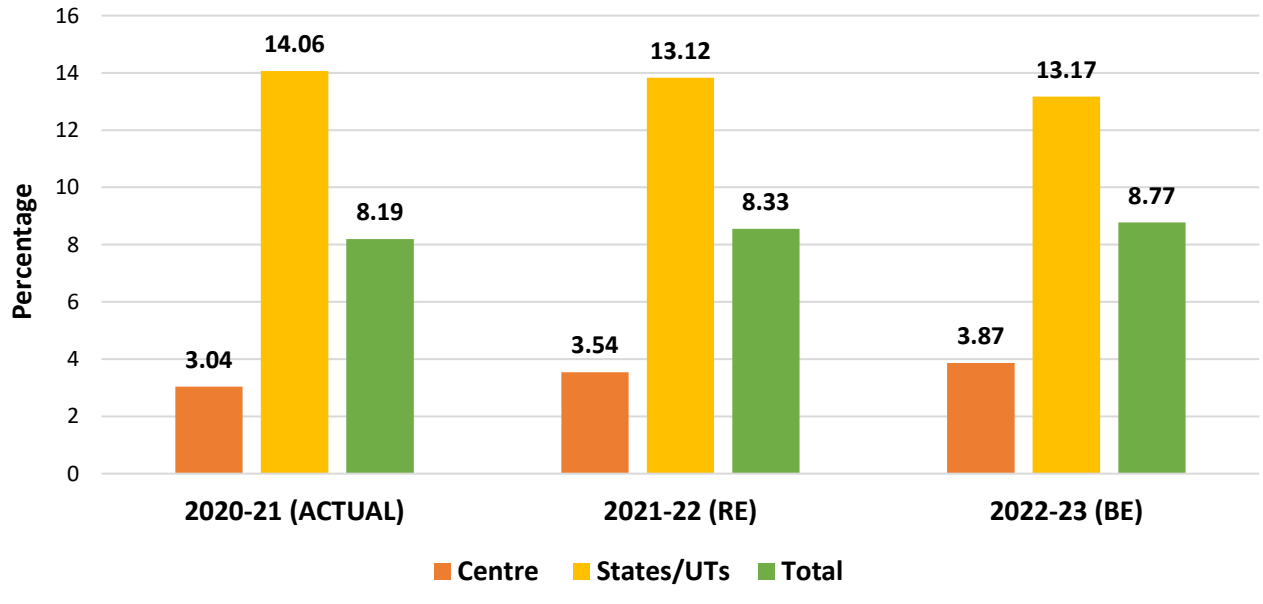

3.9. Figure-3 indicates the percentage share of expenditure on education by Centre, States and Center & States w.r.t. their Total Budget on all sectors (Ref: Table no.1).

Figure 3: Percentage share of expenditure on education by all Departments w.r.t. total Budget at all India level

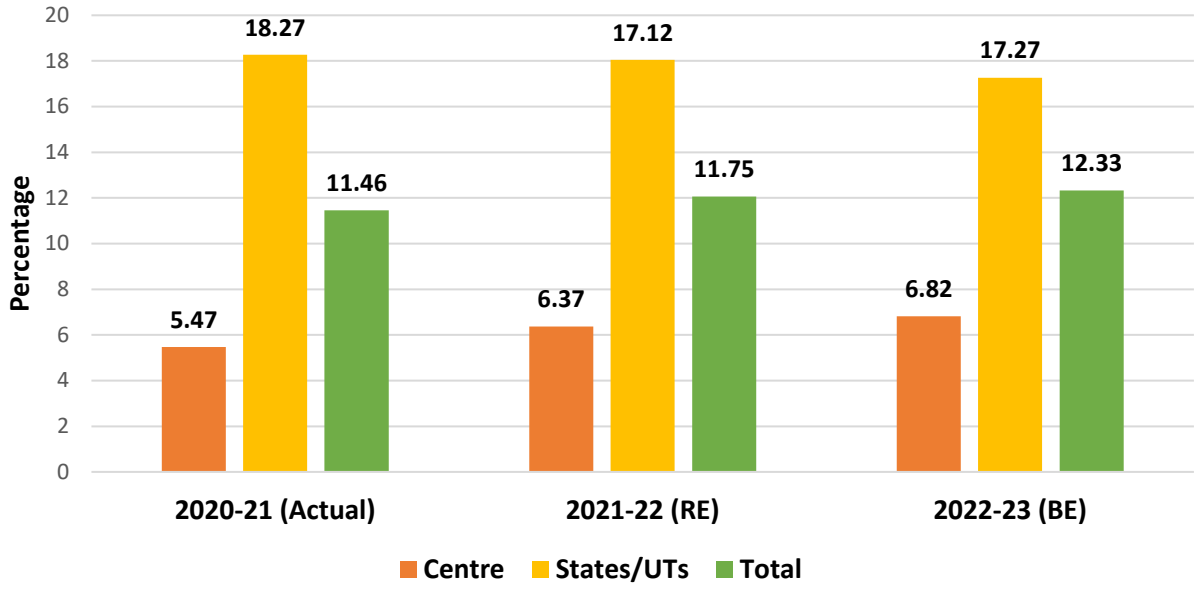

3.10. The extent and progress of Budgeted expenditure on education by Education and all other Departments under Revenue Account during 2020-21(Actual) to 2022-23(BE) is depicted in Figure-4 (Ref: Table no.2).

Figure - 4 : Total Budgeted Expenditure on Education (Centre+State/UTs)

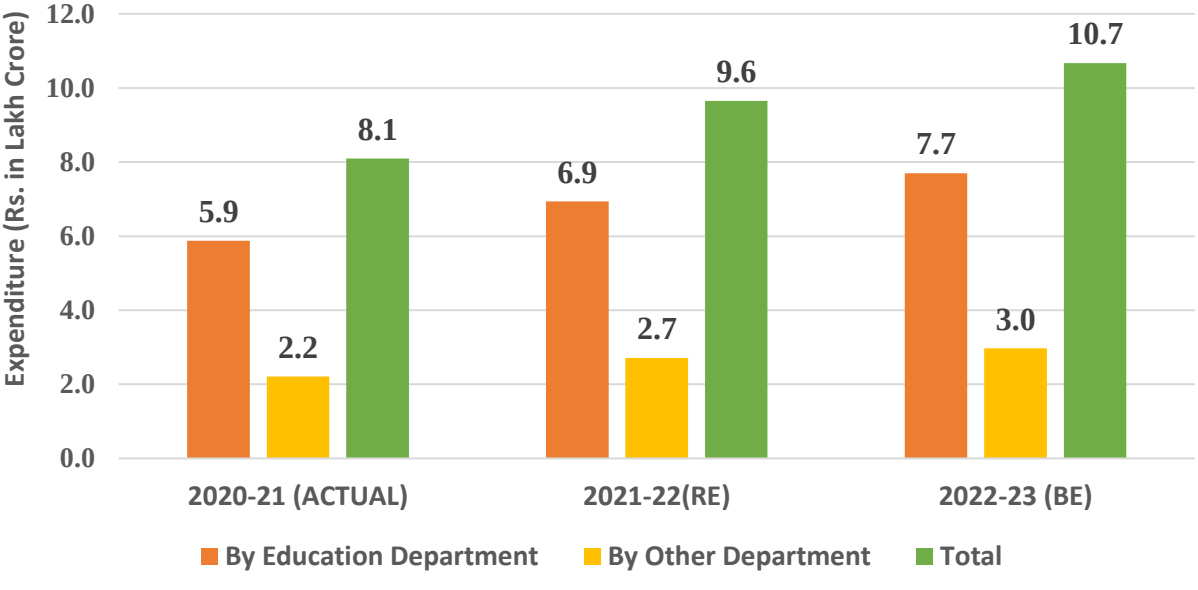

3.11. Table (3) gives the sector-wise break-up of the budgeted expenditure on education by the Departments of Education in the Centre for the years 2020-21(Actual), 2021-22 (Revised Estimates) and 2022-23 (Budget Estimates).

3.12. Table (3) indicates that the major share of the total budget of the Ministry of Education, Central Government is provided for Elementary Education, which constitutes 52%, 50% and 60% of the total budget of the Ministry of Education in BE, RE and Actuals respectively. The BE for Elementary Education for 2022-23 is Rs. 85,639 crore. The second priority is given to the University & Higher Education (including DL & Student Finance) which is Rs. 30,688 crore (18.49%). The third priority is given to Secondary Education which is Rs.25,145 crore (15.15%); followed by Rs.23,258 crore (14.01%) for Technical Education and Rs 130 crore (0.08%) for Adult Education and Rs.368 crore (0.22%) for Language Development Programmes and Rs.765 crores (0.46%) for General purposes including research and international co-operation.

3.13. Figure-5 depicts relative emphasis on various sub-sectors in the Central Budget (Revenue Account).

FIGURE 5 : SUBSECTOR-WISE EXPENDITURE ON EDUCATION BY CENTRE 2022-23 (REVENUE ACCOUNT)

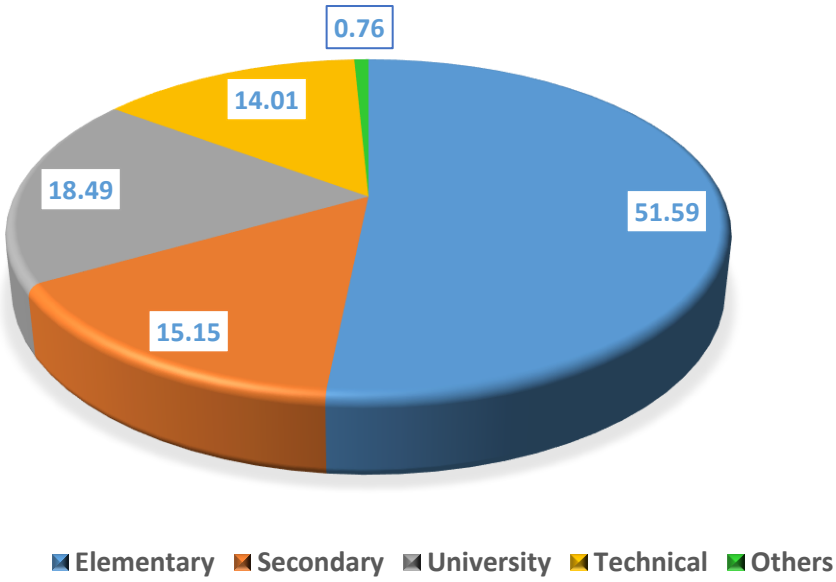

3.14. Statement (1) gives Ministry/Department wise details of the central budget provision for education including training. This provision, which was Rs.2,92,548 crore in 2022-23 constituted 6.82% of the total central budget. The corresponding percentage of budget provision in 2020-21 and 2021-22 was 5.47% and 6.37% respectively.

4. EXPENDITURE ON EDUCATION AS PERCENTAGE OF GROSS DOMESTIC PRODUCT (GDP)/ GROSS STATE DOMESTIC PRODUCT (GSDP)

4.1. Figure-6 indicates the year–wise expenditure on education by States/UTs, Centre and Total (State/UTs & centre both) as percentage of Gross Domestic Product (GDP) (Ref: Table 4). It may be seen here that the total expenditure on education as percentage of GDP has increased from 3.87% in the year 2017-18 to 4.06% in the year 2022-23.

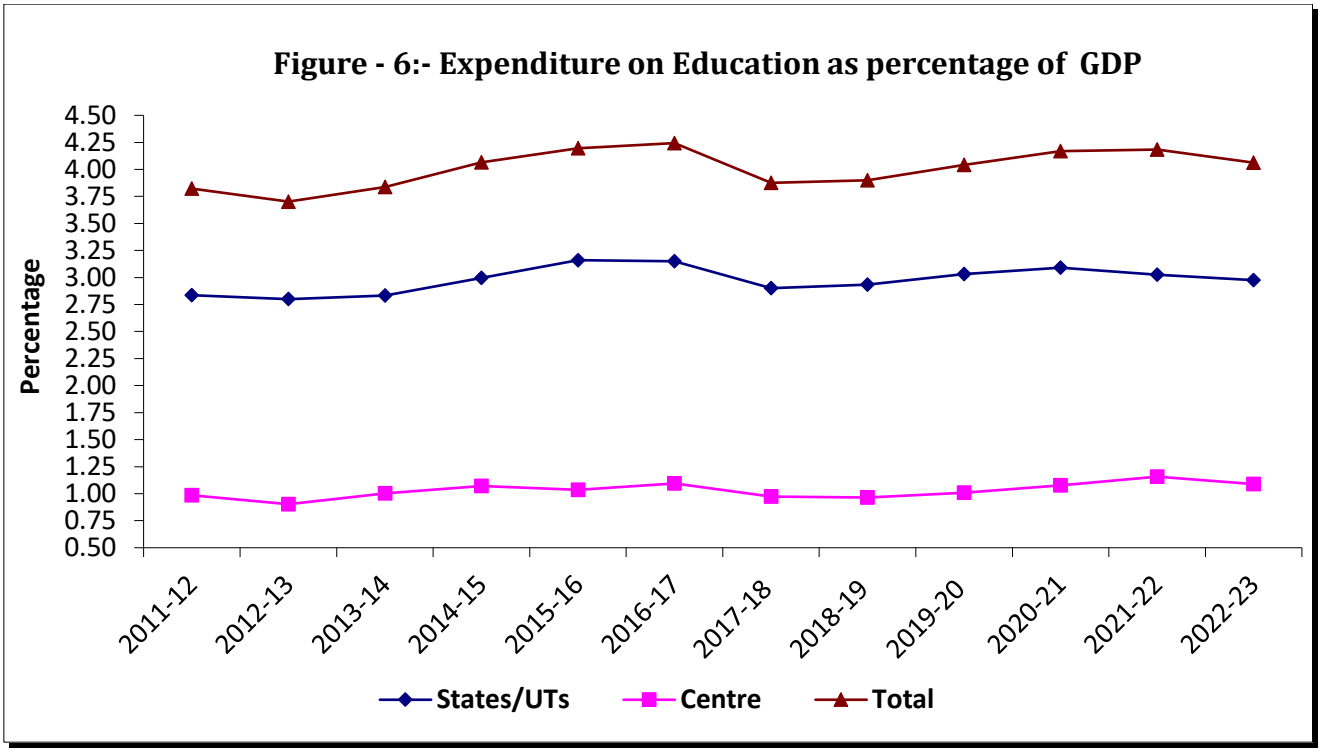

4.2. If we look at the percentage share of GDP for Centre and States separately, it may be seen that centre's share has increased from 0.99% in 2011-12 to 1.09% in 2022-23 and the State/UT's share has increased from 2.84% in the year 2011-12 to 2.97% in 2022-23.

The total BE under Revenue Account constitutes 27.76% of the GDP whereas the BE for Education Department constitutes 2.86% of the GDP for 2022-23. While taking into account the provision for education by all departments of States/UTs and Centre including education departments, the percentage figure reaches to 4.06% of GDP.

4.3. Table-5 shows the sector-wise estimated public expenditure on education as percentage of GDP with the break- up of States/UTs & Center for the year 2020-21(Actual), 2021-22 (Revised Estimates) and 2022-23 (Budget Estimates). In the year 2022-23, the expenditure on Elementary Education is about 1.82% of GDP which is maximum among all other sub sectors of education followed by Secondary Education which is hovering around 1.03% of GDP, followed by Technical

Education and University & Higher Education for which it is around 0.68% and 0.53% respectively.

4.4. Table 6 provides the State-wise relationship between budgeted expenditure on education and the Gross State Domestic Product (GSDP) for all the three years. It is observed from the graph at the Figure-7 that the expenditure on Education as a percentage to GSDP is lower than the national level (4.06%) in respect of major states such as Andhra Pradesh, Bihar, Chandigarh, Delhi, Goa, Gujarat, Haryana, Jharkhand, Karnataka, Kerala, Madhya Pradesh, Maharashtra, Odisha, Punjab, Rajasthan, Sikkim, Tamil Nadu, Telangana & West Bengal.

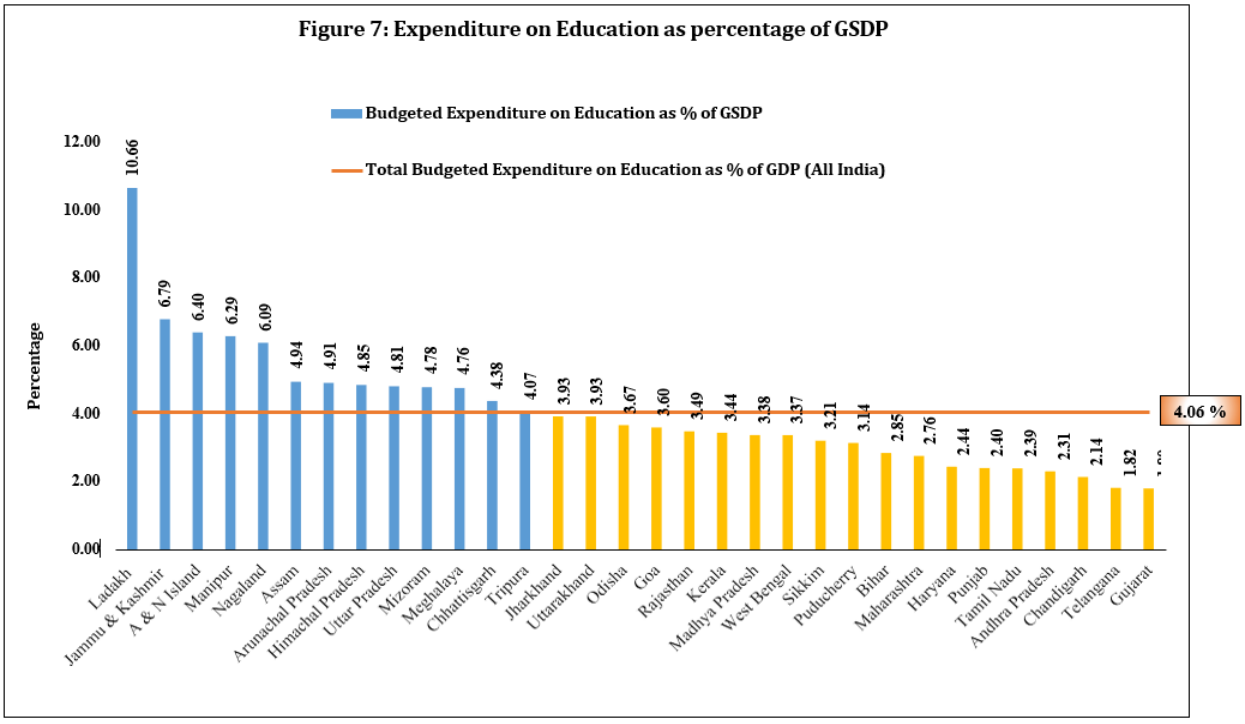

EXPLANATORY NOTE ON SECTOR-WISE EXPENDITURE ON EDUCATION

4.1 Table-5 presents Public Expenditure on different sectors of Education i.e. Elementary, Secondary, University, Adult and Technical Education for Centre and States/UTs and as percentage of GDP as well. Sector wise break up of expenditure incurred by other departments on education is not available in the budget documents of the Central Ministries (other than Ministry of Education) and budget documents of States/UTs. Therefore to arrive at the sector wise expenditure on education following method has been adopted:-

4.2 Ministry of Culture, Ministry of Labour & Employment, Ministry of Minority Affairs, Ministry of Personnel, P. Grievances& Pension, Ministry of Railways, Ministry of Social Justice & Empowerment, Ministry of Textiles, Ministry of Tribal Affairs, Ministry of Women & Child Development, Department of Food Processing Ind., mainly goes towards Elementary and Secondary Education sectors and therefore expenditure incurred

by these Ministries has been counted towards Elementary & Secondary Education sectors in the same proportion as that of the expenditure incurred by the Education Department on these two sectors

4.3 Expenditure incurred by the Ministry of Agriculture & Farmers Welfare, Ministry of Civil Aviation, Ministry of Commerce and Industry, Ministry of Consumer Affairs, Food & Public Distr., Ministry of Cooperate Affairs, Ministry of Development of N.E. Region, Ministry of Environment, Forest & Climate Change, Ministry of External Affairs, Ministry of Home Affairs, Ministry of Housing and Urban Development, Ministry of Law & Justice, Ministry of Road Transport & Highways, Ministry of Rural Development, Ministry of Shipping, Ministry of Statistics & Prg. Imp., Ministry of Tourism, Ministry of Jal Shakti, Ministry of Youth Affairs & Sports and Ministry of Finance mainly goes towards Higher Education sector and therefore expenditure incurred by these Ministries has been counted towards University & Higher Education sector.

4.4 Expenditure incurred by the Ministry of AYUSH, Ministry of Chemicals & Fertilizers, Ministry of Coal, Ministry of Communication, Ministry of Earth Sciences, Ministry of Health & Family Welfare, Ministry of Information & Broadcasting, Ministry of Micro, Small & Medium Enterprises, Ministry of Mines, Ministry of Petroleum & Natural Gas, Ministry of Power, Ministry of Science & Technology, Ministry of Skill Development & Training, Ministry of Space, Department of Atomic Energy and goes towards Technical Education sector.

4.5 As regard to expenditure incurred by other departments of States/UTs, separate state-wise breakup of expenditure on education is not available. Therefore, to arrive at the sector wise expenditure of other departments of States/UTs, The sector wise breakup has been done for other department at centre is used.

ANALYTICAL TABLES

TABLE NO. (1) - BUDGETED EXPENDITURE ON EDUCATION BY EDUCATION DEPARTMENTS AND OTHER DEPARTMENTS (REVENUE + CAPITAL + LOANS & ADVANCES)

(RUPEES IN CRORE)

	ACTUAL (2020-21)			REVISED ESTIMATE (2021-22)			BUDGET ESTIMATE (2022-23)		
	EXPENDITURE ON EDUCATION			EXPENDITURE ON EDUCATION			EXPENDITURE ON EDUCATION		
	CENTRE	STATES/ UTs	TOTAL	CENTRE	STATES/ UTs	TOTAL	CENTRE	STATES/ UTs	TOTAL
(1)	(2)	(3)	(4)	(5)	(6)	(7)	(8)	(9)	(10)
EDUCATION DEPARTMENTS									
TOTAL	1,18,669	4,81,934	6,00,603	1,51,546	5,61,882	7,13,428	1,65,993	6,29,590	7,95,582
	(3.04)	(14.06)	(8.19)	(3.54)	(13.12)	(8.33)	(3.87)	(13.17)	(8.77)
OTHER DEPARTMENTS									
TOTAL	95,214	1,44,589	2,39,803	1,21,561	1,71,464	2,93,025	1,26,555	1,96,200	3,22,755
	(2.44)	(4.22)	(3.27)	(2.84)	(4.00)	(3.42)	(2.95)	(4.10)	(3.56)
TOTAL(EDUCATION DEPARTMENT + OTHER DEPARTMENTS)									
TOTAL	2,13,883	6,26,522	8,40,405	2,73,107	7,33,346	10,06,453	2,92,548	8,25,790	11,18,337
	(5.47)	(18.27)	(11.46)	(6.37)	(17.12)	(11.75)	(6.82)	(17.27)	(12.33)

NOTE: Figures in brackets indicate percentage to total Budget of all Sectors.

TABLE NO. (2) - BUDGETED EXPENDITURE ON EDUCATION AND TRAINING (REVENUE ACCOUNT)

(RUPEES IN CRORE)

	ACTUAL (2020-21)			REVISED ESTIMATE (2021-22)			BUDGET ESTIMATE (2022-23)		
	CENTRE	STATES/ UTs	TOTAL	CENTRE	STATES/ UTs	TOTAL	CENTRE	STATES/ UTs	TOTAL
(1)	(2)	(3)	(4)	(5)	(6)	(7)	(8)	(9)	(10)
EDUCATION									
EDUCATION DEPARTMENTS	1,18,669	4,69,202	5,87,871	1,51,546	5,42,328	6,93,874	1,65,993	6,03,720	7,69,712
	(3.58)	(15.80)	(9.35)	(4.40)	(15.14)	(9.88)	(4.73)	(15.26)	(10.31)
OTHER DEPARTMENTS	89,358	1,32,036	2,21,394	1,16,365	1,54,571	2,70,936	1,19,884	1,77,186	2,97,070
	(2.70)	(4.45)	(3.52)	(3.38)	(4.31)	(3.86)	(3.42)	(4.48)	(3.98)
TOTAL	2,08,027	6,01,238	8,09,264	2,67,911	6,96,899	9,64,811	2,85,877	7,80,905	10,66,782
	(6.28)	(20.24)	(12.88)	(7.78)	(19.45)	(13.73)	(8.15)	(19.74)	(14.29)
TRAINING									
TOTAL	5,856	12,553	18,409	5,196	16,893	22,089	6,671	19,014	25,685
	(0.18)	(0.42)	(0.29)	(0.15)	(0.47)	(0.31)	(0.19)	(0.48)	(0.34)
GRAND TOTAL	2,13,883	6,13,790	8,27,673	2,73,107	7,13,793	9,86,899	2,92,548	7,99,920	10,92,467
	(6.45)	(20.67)	(13.17)	(7.93)	(19.92)	(14.05)	(8.34)	(20.22)	(14.64)

NOTE: Figures in brackets indicate percentage to total Budget of all Sectors.

TABLE NO. (3)- BUDGETED EXPENDITURE ON EDUCATION BY MINISTRY OF EDUCATION OF CENTRAL GOVERNMENT (REVENUE ACCOUNT)

(RUPEES IN CRORE)

S.No.		2020-21 (ACTUAL)	2021-22 (REVISED ESTIMATE)	2022-23 (BUDGET ESTIMATE)
(1)	(2)	(3)	(4)	(5)
DEPARTMENT OF SCHOOL EDUCATION AND LITERACY (SE & L)				
1	Elementary Education	71,111	75,255	85,639
2	Secondary Education	12,797	18,678	25,145
3	Adult Education	80	5	130
TOTAL (SE & L)		**83,988**	**93,938**	**1,10,914**
DEPARTMENT OF HIGHER EDUCATION (HE)				
1	University & Higher Education	14,803	29,462	26,434
2	Development of Language	439	284	368
3	Distance Learning and Technical Enabled Learning	390	471	526
4	Planning, Administration, Global Engagement and Book Promotion	352	608	765
5	Student Financial Aid	1,834	3,796	3,728
6	Technical Education	16,863	22,988	23,258
TOTAL HIGHER EDUCATION		**34,681**	**57,608**	**55,078**
GRAND TOTAL (SE & L + HE)		**1,18,669**	**1,51,546**	**1,65,993**

TABLE NO. (4) - PUBLIC EXPENDITURE ON EDUCATION AS PERCENTAGE OF GDP FROM 2000-01 TO 2022-23

S. NO.	YEAR	GDP AT CURRENT PRICES (AT FACTOR COST) (RS. IN CRORE)	TOTAL EXPENDITURE ON EDUCATION BY EDUCATION DEPARTMENTS (RS. IN CRORE)						TOTAL EXPENDITURE ON EDUCATION BY EDUCATION & OTHER DEPARTMENTS (RS. IN CRORE)					
			STATES	CENTRE	STATES+ CENTRE	STATES AS % OF GDP	CENTRE AS % OF GDP	(STATES+ CENTRE) AS % OF GDP	STATES	CENTRE	STATES+ CENTRE	STATES AS % OF GDP	CENTRE AS % OF GDP	(STATES+ CENTRE) AS % OF GDP
(1)	(2)	(3)	(4)	(5)	(6)	(7)	(8)	(9)	(10)	(11)	(12)	(13)	(14)	(15)
1	2000-01	19,91,982	54,573	7,925	62,498	2.74	0.40	3.14	72,291	10,196	82,486	3.63	0.51	4.14
2	2001-02	21,67,745	56,811	8,037	64,848	2.62	0.37	2.99	65,746	14,120	79,866	3.03	0.65	3.68
3	2002-03	23,38,200	59,472	9,089	68,562	2.54	0.39	2.93	69,351	16,157	85,507	2.97	0.69	3.66
4	2003-04	26,22,216	62,867	10,177	73,045	2.40	0.39	2.79	71,978	17,101	89,079	2.74	0.65	3.40
5	2004-05	29,71,464	68,170	13,111	81,281	2.29	0.44	2.74	78,668	18,026	96,694	2.65	0.61	3.25
6	2005-06	33,90,503	76,661	17,823	94,484	2.26	0.53	2.79	90,019	23,210	1,13,229	2.66	0.68	3.34
7	2006-07	39,53,276	86,467	23,873	1,10,340	2.19	0.60	2.79	1,03,147	34,237	1,37,384	2.61	0.87	3.48
8	2007-08	45,82,086	98,610	26,770	1,25,380	2.15	0.58	2.74	1,15,878	39,919	1,55,797	2.53	0.87	3.40
9	2008-09	53,03,567	1,18,387	34,436	1,52,822	2.23	0.65	2.88	1,41,091	47,978	1,89,069	2.66	0.90	3.56
10	2009-10	61,08,903	1,50,194	39,942	1,90,136	2.46	0.65	3.11	1,77,233	64,023	2,41,256	2.90	1.05	3.95
11	2010-11	72,48,860	1,81,605	51,905	2,33,510	2.51	0.72	3.22	2,12,818	80,661	2,93,478	2.94	1.11	4.05
12	2011-12	87,36,329	2,09,831	60,261	2,70,092	2.40	0.69	3.09	2,47,856	86,075	3,33,930	2.84	0.99	3.82
13	2012-13	99,44,013	2,33,125	66,088	2,99,213	2.34	0.66	3.01	2,78,375	89,758	3,68,133	2.80	0.90	3.70
14	2013-14	1,12,33,522	2,61,737	71,495	3,33,232	2.33	0.64	2.97	3,18,250	1,12,629	4,30,879	2.83	1.00	3.84
15	2014-15	1,24,67,959	2,92,386	68,926	3,61,312	2.35	0.55	2.90	3,73,457	1,33,392	5,06,849	3.00	1.07	4.07
16	2015-16	1,37,71,874	3,19,809	67,347	3,87,155	2.32	0.49	2.81	4,35,230	1,42,563	5,77,793	3.16	1.04	4.20
17	2016-17	1,53,91,669	3,56,080	71,931	4,28,011	2.31	0.47	2.78	4,84,777	1,68,322	6,53,099	3.15	1.09	4.24
18	2017-18	1,70,90,042	3,78,542	79,993	4,58,535	2.21	0.47	2.68	4,95,594	1,66,558	6,62,151	2.90	0.97	3.87
19	2018-19	1,88,99,668	4,16,045	77,715	4,93,761	2.20	0.41	2.61	5,54,442	1,82,139	7,36,581	2.93	0.96	3.90
20	2019-20	2,01,03,593	4,62,164	87,442	5,49,606	2.30	0.43	2.73	6,09,222	2,02,991	8,12,214	3.03	1.01	4.04
21	2020-21(Actual)	1,98,54,096	4,69,202	1,18,669	5,87,871	2.36	0.60	2.96	6,13,790	2,13,883	8,27,673	3.09	1.08	4.17
22	2021-22(RE)	2,35,97,399	5,42,328	1,51,546	6,93,874	2.30	0.64	2.94	7,13,793	2,73,107	9,86,899	3.02	1.16	4.18
23	2022-23(BE)	2,68,90,473	6,03,720	1,65,993	7,69,712	2.25	0.62	2.86	7,99,920	2,92,548	10,92,467	2.97	1.09	4.06

In Column 3, GDP figures are as follows: 2020-21- Third revised estimate, 2021-22- Second revised estimate, 2022-23- Final Estimate. These are taken from the press Note release by MoSPI on 28/2/2025

TABLE NO. (5)- PUBLIC EXPENDITURE ON EDUCATION AS PERCENTAGE OF GDP SECTOR-WISE (ESTIMATED)

S. NO.	SECTOR	EXPENDITURE (RS. IN CRORE)			EXPENDITURE (AS % OF GDP)		
		STATES/UTs	CENTRE	TOTAL	STATES/UTs	CENTRE	TOTAL
(1)	(2)	(3)	(4)	(5)	(6)	(7)	(8)
Year 2020-21 (Actual) GDP :- Rs. 19854096 crore							
1	Elementary Education	2,73,824	1,00,594	3,74,418	1.38	0.51	1.89
2	Secondary Education	1,79,085	18,102	1,97,188	0.90	0.09	0.99
3	University & Higher Education	76,922	30,850	1,07,773	0.39	0.16	0.54
4	Adult Education	656	80	736	0.00	0.00	0.00
5	Technical Education	83,302	64,256	1,47,558	0.42	0.32	0.74
	Total (Education)	**6,13,790**	**2,13,883**	**8,27,673**	**3.09**	**1.08**	**4.17**
Year 2021-22 (RE) GDP :- Rs. 23597399 crore							
1	Elementary Education	3,17,020	1,14,305	4,31,324	1.34	0.48	1.83
2	Secondary Education	2,15,298	28,370	2,43,668	0.91	0.12	1.03
3	University & Higher Education	84,889	49,470	1,34,359	0.36	0.21	0.57
4	Adult Education	609	5	615	0.00	0.00	0.00
5	Technical Education	95,976	80,958	1,76,933	0.41	0.34	0.75
	Total (Education)	**7,13,793**	**2,73,107**	**9,86,899**	**3.02**	**1.16**	**4.18**
Year 2022-23 (BE) GDP :- Rs. 26890473 crore							
1	Elementary Education	3,61,762	1,26,667	4,88,429	1.35	0.47	1.82
2	Secondary Education	2,40,274	37,192	2,77,466	0.89	0.14	1.03
3	University & Higher Education	93,760	48,673	1,42,433	0.35	0.18	0.53
4	Adult Education	495	130	625	0.00	0.00	0.00
5	Technical Education	1,03,628	79,886	1,83,514	0.39	0.30	0.68
	Total (Education)	**7,99,920**	**2,92,548**	**10,92,467**	**2.97**	**1.09**	**4.06**

TABLE NO. (6a) - RELATIONSHIP BETWEEN BUDGETED EXPENDITURE ON EDUCATION AND GROSS STATE DOMESTIC PRODUCT (GSDP) OF STATES AND UTs DURING 2020-21 (ACTUAL) (REVENUE ACCOUNT)

(RUPEES IN CRORE)

S.NO.	STATES/UTs	GROSS STATE DOMESTIC PRODUCT AT CURRENT PRICES, BASE YEAR 2011-12	TOTAL STATE REVENUE EXPENDI TURE	TOTAL EXPENDITURE ON EDUCATION & TRAINING BY EDUCATION & OTHER DEPARTMENTS	TOTAL EXPENDITURE ON EDUCATION BY EDUCATION DEPARTMENTS	% OF TOTAL REVENUE EXPENDIT URE TO GSDP	% OF EXPENDITURE ON EDUCATION & TRAINING BY EDUCATION & OTHER DEPARTMENTS TO TOTAL REVENUE EXPENDITURE	% OF EXPENDITURE ON EDUCATION BY EDUCATION DEPARTMENTS TO TOTAL REVENUE EXPENDITURE	% OF EXPENDITURE ON EDUCATION & TRAINING BY EDUCATION & OTHER DEPART-MENTS TO GSDP	% OF EXPENDITURE ON EDUCATION & TRAINING BY EDUCATION DEPART-MENT TO GSDP
(1)	(2)	(3)	(4)	(5)	(6)	(7)	(8)	(9)	(10)	(11)
1	ANDHRA PRADESH	9,78,581	1,52,677	25,135	19,476	15.60	16.46	12.76	2.57	1.99
2	ARUNACHAL PRADESH	30,525	13,087	1,544	1,190	42.87	11.80	9.10	5.06	3.90
3	ASSAM	3,39,803	64,520	17,596	14,446	18.99	27.27	22.39	5.18	4.25
4	BIHAR	5,67,814	1,39,493	14,178	11,360	24.57	10.16	8.14	2.50	2.00
5	CHHATTISGARH	3,52,328	70,033	15,179	12,525	19.88	21.67	17.88	4.31	3.55
6	GOA	74,158	12,070	2,215	1,790	16.28	18.35	14.83	2.99	2.41
7	GUJARAT	16,16,106	1,50,704	37,436	24,864	9.33	24.84	16.50	2.32	1.54
8	HARYANA	7,29,079	89,947	18,091	14,340	12.34	20.11	15.94	2.48	1.97
9	HIMACHAL PRADESH	1,51,601	33,535	7,268	6,219	22.12	21.67	18.55	4.79	4.10
10	JHARKHAND	2,96,664	59,264	11,876	11,236	19.98	20.04	18.96	4.00	3.79
11	KARNATAKA	16,41,460	1,76,054	33,836	25,434	10.73	19.22	14.45	2.06	1.55
12	KERALA	7,71,724	1,23,446	24,067	16,218	16.00	19.50	13.14	3.12	2.10
13	MADHYA PRADESH	9,46,628	1,64,733	33,779	28,522	17.40	20.51	17.31	3.57	3.01
14	MAHARAHSTRA	26,10,651	3,10,610	75,717	60,452	11.90	24.38	19.46	2.90	2.32
15	MANIPUR	29,776	12,428	1,919	1,233	41.74	15.44	9.92	6.44	4.14
16	MEGHALAYA	33,776	11,499	1,810	1,578	34.04	15.74	13.73	5.36	4.67
17	MIZORAM	23,923	8,515	1,423	1,283	35.59	16.72	15.07	5.95	5.36
18	NAGALAND	29,832	11,052	1,824	1,642	37.05	16.51	14.86	6.12	5.50
19	ODISHA	5,40,185	95,311	20,708	14,056	17.64	21.73	14.75	3.83	2.60
20	PUNJAB	5,40,853	86,345	13,168	11,302	15.96	15.25	13.09	2.43	2.09
21	RAJASTHAN	10,17,917	1,78,309	34,873	31,908	17.52	19.56	17.89	3.43	3.13
22	SIKKIM	33,018	6,369	1,214	1,118	19.29	19.06	17.55	3.68	3.38
23	TAMIL NADU	17,88,074	2,36,402	47,817	34,876	13.22	20.23	14.75	2.67	1.95
24	TELANGANA	9,43,078	1,23,212	15,796	10,554	13.06	12.82	8.57	1.67	1.12
25	TRIPURA	53,504	14,368	2,021	1,274	26.85	14.06	8.86	3.78	2.38
26	UTTAR PRADESH	16,40,097	2,98,543	69,597	46,824	18.20	23.31	15.68	4.24	2.85
27	UTTARAKHAND	2,25,617	37,091	9,219	6,897	16.44	24.86	18.59	4.09	3.06
28	WEST BENGAL	11,41,802	1,77,921	45,331	32,520	15.58	25.48	18.28	3.97	2.85
29	A & N ISLAND	9,310	4,482	672	592	48.14	14.99	13.20	7.21	6.36
30	CHANDIGARH	39,411	3,882	983	639	9.85	25.33	16.46	2.49	1.62
31	DADRA & NAGAR HAVELI & DAMAN & DIU	-	1,005	240	213	0.00	23.90	21.16	-	-
32	DELHI	7,44,277	40,414	9,917	9,375	5.43	24.54	23.20	1.33	1.26
33	JAMMU & KASHMIR UT	1,67,793	52,634	15,631	11,840	31.37	29.70	22.50	9.32	7.06
34	LADAKH UT	-	1,585	489	456	0.00	30.85	28.77	-	-
35	LAKSHADWEEP	-	1,130	149	134	0.00	13.21	11.85	-	-
36	PUDUCHERRY	36,180	7,260	1,063	815	20.07	14.64	11.23	2.94	2.25
	ALL INDIA (2020-21)	1,98,54,096	62,84,781	8,27,673	5,87,871	31.65	13.17	9.35	4.17	2.96

Note: (i) GSDP figures have been taken from MOSPI website.

(ii) All India figures in column 3 is GDP have been taken from e-sankyiki portal of , MOSPI .

TABLE NO. (6b) - RELATIONSHIP BETWEEN BUDGETED EXPENDITURE ON EDUCATION AND GROSS STATE DOMESTIC PRODUCT (GSDP) OF STATES AND UTs DURING 2021-22 (REVISED ESTIMATE) (REVENUE ACCOUNT)

(RUPEES IN CRORE)

S. NO.	STATES/UTs	GROSS STATE DOMESTIC PRODUCT AT CURRENT PRICES, BASE YEAR 2011-12	TOTAL STATE REVENUE EXPENDITURE	TOTAL EXPENDITURE ON EDUCATION & TRAINING BY EDUCATION & OTHER DEPARTMENTS	TOTAL EXPENDITURE ON EDUCATION BY EDUCATION DEPARTMENTS	% OF TOTAL REVENUE EXPENDITURE TO GSDP	% OF EXPENDITURE ON EDUCATION & TRAINING BY EDUCATION & OTHER DEPARTMENTS TO TOTAL REVENUE EXPENDITURE	% OF EXPENDITURE ON EDUCATION BY EDUCATION DEPARTMENTS TO TOTAL REVENUE EXPENDITURE	% OF EXPENDITURE ON EDUCATION & TRAINING BY EDUCATION & OTHER DEPART-MENTS TO GSDP	% OF EXPENDITURE ON EDUCATION & TRAINING BY EDUCA-TION DEPART-MENT TO GSDP
(1)	(2)	(3)	(4)	(5)	(6)	(7)	(8)	(9)	(10)	(11)
1	ANDHRA PRADESH	11,48,471	1,73,818	28,190	20,963	15.13	16.22	12.06	2.45	1.83
2	ARUNACHAL PRADESH	32,705	17,696	1,748	1,550	54.11	9.88	8.76	5.34	4.74
3	ASSAM	4,10,724	99,753	24,551	18,618	24.29	24.61	18.66	5.98	4.53
4	BIHAR	6,47,394	2,06,318	25,565	19,174	31.87	12.39	9.29	3.95	2.96
5	CHHATTISGARH	4,10,525	85,016	18,920	15,374	20.71	22.26	18.08	4.61	3.74
6	GOA	81,226	17,437	3,180	2,244	21.47	18.24	12.87	3.91	2.76
7	GUJARAT	19,20,927	1,62,306	38,350	26,937	8.45	23.63	16.60	2.00	1.40
8	HARYANA	8,68,905	1,05,119	19,408	15,572	12.10	18.46	14.81	2.23	1.79
9	HIMACHAL PRADESH	1,72,162	37,034	8,096	6,937	21.51	21.86	18.73	4.70	4.03
10	JHARKHAND	3,76,127	73,364	14,437	13,588	19.51	19.68	18.52	3.84	3.61
11	KARNATAKA	19,78,094	1,95,814	38,139	28,482	9.90	19.48	14.55	1.93	1.44
12	KERALA	9,24,465	1,49,803	34,218	24,574	16.20	22.84	16.40	3.70	2.66
13	MADHYA PRADESH	10,92,964	1,77,398	35,245	30,045	16.23	19.87	16.94	3.22	2.75
14	MAHARAHSTRA	31,44,138	3,92,857	89,662	67,903	12.49	22.82	17.28	2.85	2.16
15	MANIPUR	35,027	17,163	2,557	1,661	49.00	14.90	9.68	7.30	4.74
16	MEGHALAYA	40,222	13,956	2,186	1,875	34.70	15.66	13.43	5.44	4.66
17	MIZORAM	26,695	10,487	1,589	1,432	39.28	15.15	13.65	5.95	5.36
18	NAGALAND	32,265	12,302	2,071	1,866	38.13	16.83	15.17	6.42	5.78
19	ODISHA	6,97,013	1,20,365	24,277	17,417	17.27	20.17	14.47	3.48	2.50
20	PUNJAB	6,27,717	1,02,446	15,203	13,027	16.32	14.84	12.72	2.42	2.08
21	RAJASTHAN	11,94,961	2,25,121	43,134	39,598	18.84	19.16	17.59	3.61	3.31
22	SIKKIM	37,650	7,462	1,275	1,153	19.82	17.08	15.45	3.39	3.06
23	TAMIL NADU	20,72,496	2,59,151	50,053	36,509	12.50	19.31	14.09	2.42	1.76
24	TELANGANA	11,24,086	1,51,732	20,182	11,893	13.50	13.30	7.84	1.80	1.06
25	TRIPURA	62,302	20,355	2,479	1,626	32.67	12.18	7.99	3.98	2.61
26	UTTAR PRADESH	19,81,367	3,56,624	79,409	54,250	18.00	22.27	15.21	4.01	2.74
27	UTTARAKHAND	2,67,143	41,466	10,219	7,701	15.52	24.64	18.57	3.83	2.88
28	WEST BENGAL	13,29,238	2,08,995	48,635	34,785	15.72	23.27	16.64	3.66	2.62
29	A & N ISLAND	10,392	5,412	701	623	52.07	12.95	11.51	6.75	5.99
30	CHANDIGARH	46,050	4,049	1,074	682	8.79	26.52	16.84	2.33	1.48
31	DADRA & NAGAR HAVELI & DAMAN & DIU	-	1,440	288	270	-	20.01	18.78	-	-
32	DELHI	8,81,336	50,862	12,642	11,577	5.77	24.86	22.76	1.43	1.31
33	JAMMU & KASHMIR UT	1,88,561	67,237	13,989	10,708	35.66	20.81	15.93	7.42	5.68
34	LADAKH UT	-	2,332	646	600	-	27.69	25.74	-	-
35	LAKSHADWEEP	-	1,206	156	137	-	12.91	11.37	-	-
36	PUDUCHERRY	40,903	9,251	1,319	978	22.62	14.26	10.58	3.22	2.39
	ALL INDIA (2021-22)	2,35,97,399	70,25,841	9,86,899	6,93,874	29.77	14.05	9.88	4.18	2.94

TABLE NO. (6c) - RELATIONSHIP BETWEEN BUDGETED EXPENDITURE ON EDUCATION AND GROSS STATE DOMESTIC PRODUCT (GSDP) OF STATES AND UTs DURING 2022-23 (BUDGET ESTIMATE) (REVENUE ACCOUNT)

(RUPEES IN CRORE)

S.NO.	STATES/UTs	GROSS STATE DOMESTIC PRODUCT AT CURRENT PRICES, BASE YEAR 2011-12	TOTAL STATE REVENUE EXPENDITURE	TOTAL EXPENDITURE ON EDUCATION & TRAINING BY EDUCATION & OTHER DEPARTMENTS	TOTAL EXPENDITURE ON EDUCATION BY EDUCATION DEPARTMENTS	% OF TOTAL REVENUE EXPENDITURE TO GSDP	% OF EXPENDITURE ON EDUCATION & TRAINING BY EDUCATION & OTHER DEPARTMENTS TO TOTAL REVENUE EXPENDITURE	% OF EXPENDITURE ON EDUCATION BY EDUCATION DEPARTMENTS TO TOTAL REVENUE EXPENDITURE	% OF EXPENDITURE ON EDUCATION & TRAINING BY EDUCATION & OTHER DEPARTMENTS TO GSDP	% OF EXPENDITURE ON EDUCATION & TRAINING BY EDUCATION DEPARTMENT TO GSDP
(1)	(2)	(3)	(4)	(5)	(6)	(7)	(8)	(9)	(10)	(11)
1	ANDHRA PRADESH	13,03,524	2,08,261	30,047	24,217	15.98	14.43	11.63	2.31	1.86
2	ARUNACHAL PRADESH	35,107	18,202	1,725	1,366	51.85	9.48	7.51	4.91	3.89
3	ASSAM	4,78,779	96,367	23,673	19,204	20.13	24.57	19.93	4.94	4.01
4	BIHAR	7,46,417	1,91,957	21,253	15,453	25.72	11.07	8.05	2.85	2.07
5	CHHATTISGARH	4,64,399	88,372	20,337	16,550	19.03	23.01	18.73	4.38	3.56
6	GOA	89,130	16,916	3,209	2,429	18.98	18.97	14.36	3.60	2.73
7	GUJARAT	22,03,419	1,81,040	39,648	27,561	8.22	21.90	15.22	1.80	1.25
8	HARYANA	9,84,055	1,16,199	24,032	18,853	11.81	20.68	16.22	2.44	1.92
9	HIMACHAL PRADESH	1,91,728	40,279	9,297	8,036	21.01	23.08	19.95	4.85	4.19
10	JHARKHAND	4,17,361	76,273	16,398	15,406	18.28	21.50	20.20	3.93	3.69
11	KARNATAKA	22,69,995	2,04,587	39,711	29,881	9.01	19.41	14.61	1.75	1.32
12	KERALA	10,23,602	1,57,066	35,259	24,449	15.34	22.45	15.57	3.44	2.39
13	MADHYA PRADESH	12,46,471	1,98,916	42,087	35,835	15.96	21.16	18.02	3.38	2.87
14	MAHARAHSTRA	36,45,884	4,27,780	1,00,640	75,888	11.73	23.53	17.74	2.76	2.08
15	MANIPUR	40,243	17,914	2,531	1,730	44.52	14.13	9.66	6.29	4.30
16	MEGHALAYA	46,551	15,376	2,215	1,955	33.03	14.41	12.71	4.76	4.20
17	MIZORAM	30,690	10,007	1,469	1,329	32.60	14.68	13.28	4.78	4.33
18	NAGALAND	37,150	14,399	2,263	2,061	38.76	15.72	14.31	6.09	5.55
19	ODISHA	7,59,560	1,45,727	27,876	18,822	19.19	19.13	12.92	3.67	2.48
20	PUNJAB	6,81,251	1,07,932	16,369	13,799	15.84	15.17	12.78	2.40	2.03
21	RAJASTHAN	13,57,851	2,38,466	47,344	43,240	17.56	19.85	18.13	3.49	3.18
22	SIKKIM	42,677	8,354	1,370	1,249	19.58	16.40	14.95	3.21	2.93
23	TAMIL NADU	23,93,364	2,84,188	57,263	40,146	11.87	20.15	14.13	2.39	1.68
24	TELANGANA	13,11,823	1,89,275	23,844	14,694	14.43	12.60	7.76	1.82	1.12
25	TRIPURA	72,348	21,607	2,947	1,821	29.87	13.64	8.43	4.07	2.52
26	UTTAR PRADESH	22,84,104	4,56,089	1,09,828	74,425	19.97	24.08	16.32	4.81	3.26
27	UTTARAKHAND	3,03,781	49,013	11,929	8,934	16.13	24.34	18.23	3.93	2.94
28	WEST BENGAL	15,31,758	2,26,327	51,694	36,613	14.78	22.84	16.18	3.37	2.39
29	A & N ISLAND	11,669	5,116	746	656	43.85	14.59	12.82	6.40	5.62
30	CHANDIGARH	54,988	4,427	1,176	734	8.05	26.56	16.57	2.14	1.33
31	DADRA & NAGAR HAVELI & DAMAN & DIU	-	1,499	299	279	-	19.96	18.61	-	-
32	DELHI	10,14,688	53,687	14,209	12,901	5.29	26.47	24.03	1.40	1.27
33	JAMMU & KASHMIR UT	2,20,204	71,615	14,950	11,402	32.52	20.88	15.92	6.79	5.18
34	Ladakh UT	6,565	2,553	700	645	38.89	27.41	25.27	10.66	9.83
35	LAKSHADWEEP	-	1,173	173	150	0.00	14.77	12.78	-	-
36	PUDUCHERRY	44,700	8,676	1,405	1,005	19.41	16.20	11.58	3.14	2.25
	ALL INDIA (2022-23)	2,68,90,473	74,63,925	10,92,467	7,69,712	27.76	14.64	10.31	4.06	2.86

TABLE NO. (7) - TOTAL BUDGET (STATES/UTs AND CENTRE) (REVENUE, CAPITAL AND LOANS & ADVANCES ACCOUNT)

(RUPEES IN CRORE)

S.NO.	2020-21 (ACTUAL)	2021-22 (REVISED ESTIMATE)	2022-23 (BUDGET ESTIMATE)
(1)	(2)	(3)	(4)
REVENUE			
State + UTs	29,69,929	35,83,148	39,55,634
Centre	33,14,852	34,42,693	35,08,291
TOTAL REVENUE	**62,84,781**	**70,25,841**	**74,63,925**
CAPITAL			
State + UTs	4,15,635	6,39,518	7,59,936
Centre	3,42,949	5,66,098	6,11,189
TOTAL CAPITAL	**7,58,584**	**12,05,616**	**13,71,125**
LOANS & ADVANCES			
State + UTs	43,097	60,324	64,821
Centre	2,49,846	2,75,414	1,70,812
TOTAL LOANS & ADVANCES	**2,92,943**	**3,35,738**	**2,35,633**
REVENUE+CAPITAL+LOANS & ADVANCES			
State + UTs	34,28,661	42,82,990	47,80,390
Centre	39,07,646	42,84,205	42,90,293
GRAND TOTAL	**73,36,307**	**85,67,195**	**90,70,683**

STATISTICAL STATEMENTS

STATEMENT NO. 1: BUDGETED PROVISION FOR EDUCATION & TRAINING AT THE CENTRE (REVENUE ACCOUNT)

SCHEME: TOTAL **(RUPEES IN THOUSANDS)**

S. No.	NAME OF MINISTRY AND DEPARTMENT	2020-21 (Actual)	2021-22 (Revised Estimate)	2022-23 (Budget Estimate)
(1)	(2)	(3)	(4)	(5)
1	Department of Atomic Energy	14,66,39,172	15,46,63,494	16,51,88,100
2	Department of Post	4,85,35,607	5,72,04,600	6,23,44,000
3	Department of space	34,92,330	25,03,428	29,30,880
4	Ministry of Agriculture & Farmers Welfare	7,89,46,589	8,70,99,500	8,84,00,400
5	Ministry of Ayush	1,41,64,168	1,59,44,447	1,75,70,000
6	Ministry of Chemical Fertilizer	33,38,200	37,20,000	39,40,000
7	Ministry of Civil Aviation	24,253	29,990	32,690
8	Ministry of Coal	99,691	1,15,000	1,00,000
9	Ministry of Commerce and Industry	1,86,600	10,85,300	5,36,800
10	Ministry of Communication	10,11,933	2,73,500	5,63,700
11	Ministry of Consumer Affairs, Food and Public Distribution	3,16,824	4,81,500	4,96,800
12	Ministry of Corporate Affairs	32,344	57,200	1,15,400
13	Ministry of Culture	2,08,56,194	2,48,81,800	2,81,19,200
14	Ministry of Defence	2,09,43,932	2,52,65,430	2,97,04,961
15	Ministry of Earth Sciences	1,21,82,559	2,15,01,000	2,20,79,400
16	Ministry of Environment, Forst and Climate change	42,27,408	49,21,600	46,10,700
17	Ministry of Electronic and Information Technology	28,10,000	46,80,000	61,00,000
18	Ministry of External Affairs	30,25,109	49,53,600	39,29,800
19	Ministry of Finance	13,30,179	16,00,168	26,75,875
20	Ministry of Food Processing Industries	6,40,900	6,85,000	7,98,100
21	Ministry of Health and Family Welfare	23,23,04,680	31,38,92,880	28,05,39,500
22	Ministry of Home Affairs	38,45,052	62,85,000	73,41,500
23	Ministry of Housing and Urban Affairs	3,43,231	3,85,020	3,98,930
24	Ministry of Information & Brodcasting	11,09,147	13,77,700	18,37,700
25	Ministry of Jal Shakti	34,65,865	65,67,900	1,08,07,500
26	Ministry of Labour and Employment	13,07,344	26,92,700	26,68,400
27	Ministry of Law and Justice	4,39,191	4,47,500	2,25,000
28	Ministry of Micro, small and Medium Enterprises	28,59,686	32,87,500	38,89,900
29	Ministry of Mines	3,11,124	3,70,300	4,42,700
30	Ministry of Minority Affairs	2,67,17,151	2,88,55,500	2,95,16,200
31	Ministry of New and Renewable Energy	6,73,221	6,75,000	8,00,000
32	Ministry of Personnel Public Grievances of Pensions, Central Vig.	11,47,954	13,15,000	14,92,400
33	Ministry of Petroleum and Natural Gas	28,18,200	12,70,000	15,00,000
34	Ministry of Power	8,00,000	12,00,000	30,27,700
35	Ministry of Railways	3,77,01,158	3,81,24,696	4,10,29,418
36	Ministry of Rural Development	1,25,71,247	29,99,876	1,35,23,366
37	Ministry of Science and Technology	2,37,21,804	2,71,84,900	2,72,68,700
38	Ministry of Shipping	99,602	1,10,000	1,30,000
39	Ministry of skill Development and Enterpreneurship	2,55,82,696	2,70,15,300	2,84,75,400
40	Ministry of Social Justice and Empowerment	20,06,970	6,21,60,600	8,37,34,100
41	Ministry of Statistics and Progrm. Impl.	27,29,751	28,91,200	32,17,000
42	Ministry of Steel	8,886	24,500	25,800
43	Ministry of Textile	16,62,917	25,42,400	25,66,800
44	Ministry of Tourism	2,75,552	3,20,000	4,10,000
45	Ministry of Road Transport and Highways	4,41,065	5,69,600	9,40,000
46	Ministry of Tribal Affairs	2,68,51,262	3,16,29,400	3,57,56,000
47	Ministry of Women and Child Development	15,95,20,308	21,20,55,400	21,30,18,000
48	Ministry of Youth Affairs	1,78,78,303	2,75,45,200	3,05,72,800
49	Niti Aayog	1,44,551	1,49,600	1,58,600
TOTAL		**95,21,41,910**	**1,21,56,11,229**	**1,26,55,50,220**
Ministry of Education		**1,18,66,89,800**	**1,51,54,58,300**	**1,65,99,27,000**
GRAND TOTAL		**2,13,88,31,710**	**2,73,10,69,529**	**2,92,54,77,220**

STATEMENT NO. 1a: BUDGETED PROVISION FOR EDUCATION & TRAINING AT THE CENTRE (REVENUE ACCOUNT)

SCHEME: EDUCATION **(RUPEES IN THOUSANDS)**

S. No.	NAME OF MINISTRY AND DEPARTMENT	2020-21 (Actual)	2021-22 (Revised Estimate)	2022-23 (Budget Estimate)
(1)	(2)	(3)	(4)	(5)
1	Department of Atomic Energy	14,66,39,172	15,46,63,494	16,51,88,100
2	Department of Post	4,81,69,540	5,67,31,886	6,17,66,728
3	Department of space	34,92,330	25,03,428	29,30,880
4	Ministry of Agriculture & Farmers Welfare	7,68,78,559	8,42,63,300	8,55,56,900
5	Ministry of Ayush	1,41,64,168	1,59,44,447	1,75,70,000
6	Ministry of Chemical Fertilizer	33,38,200	37,20,000	39,40,000
7	Ministry of Civil Aviation	24,253	29,990	32,690
8	Ministry of Coal	99,691	1,15,000	1,00,000
9	Ministry of Commerce and Industry	1,86,600	10,85,300	5,36,800
10	Ministry of Consumer Affairs, Food and Public Distribution	1,21,996	2,63,700	2,28,200
11	Ministry of Corporate Affairs	32,344	57,200	1,15,400
12	Ministry of Culture	2,08,56,194	2,48,81,800	2,81,19,200
13	Ministry of Defence	2,09,43,932	2,52,65,430	2,97,04,961
14	Ministry of Earth Sciences	1,21,82,559	2,15,01,000	2,20,79,400
15	Ministry of Environment, Forst and Climate change	33,80,290	39,21,600	37,04,500
16	Ministry of Electronic and Information Technology	28,10,000	46,80,000	61,00,000
17	Ministry of External Affairs	29,44,915	47,89,000	36,95,000
18	Ministry of Finance	8,14,467	9,71,868	9,07,475
19	Ministry of Food Processing Industries	6,40,900	6,85,000	7,98,100
20	Ministry of Health and Family Welfare	22,92,87,855	30,92,83,780	27,66,94,200
21	Ministry of Home Affairs	35,55,580	59,24,300	68,90,700
22	Ministry of Housing and Urban Affairs	85,579	77,575	73,660
23	Ministry of Information & Brodcasting	8,33,142	10,58,900	12,96,900
24	Ministry of Jal Shakti	27,71,232	57,58,800	97,92,400
25	Ministry of Labour and Employment	13,07,344	26,92,700	26,68,400
26	Ministry of Law and Justice	4,39,191	4,47,500	2,25,000
27	Ministry of Micro, small and Medium Enterprises	28,59,686	32,87,500	38,89,900
28	Ministry of Mines	3,05,062	2,87,600	4,22,500
29	Ministry of Minority Affairs	2,61,49,738	2,83,85,500	2,90,46,200
30	Ministry of New and Renewable Energy	4,79,889	4,74,000	4,90,700
31	Ministry of Petroleum and Natural Gas	28,18,200	12,70,000	15,00,000
32	Ministry of Power	6,15,532	9,00,000	25,27,700
33	Ministry of Personnel Public Grievances of Pensions, Central Vig.	11,47,954	13,15,000	14,92,400
34	Ministry of Railways	2,84,10,674	2,97,85,431	3,15,80,059
35	Ministry of Science and Technology	2,37,21,804	2,71,84,900	2,72,68,700
36	Ministry of Shipping	97,920	1,00,000	1,20,000
37	Ministry of Social Justice and Empowerment	20,06,970	6,21,60,600	8,37,34,100
38	Ministry of Steel	8,886	23,500	24,800
39	Ministry of Textile	15,30,598	23,82,400	25,66,800
40	Ministry of Transport and Highways	3,00,807	5,09,600	7,40,000
41	Ministry of Tribal Affairs	2,68,51,262	3,16,29,400	3,57,56,000
42	Ministry of Women and Child Development	15,95,20,308	21,20,55,400	21,30,18,000
43	Ministry of Youth Affairs	1,78,78,303	2,75,45,200	3,05,72,800
44	Niti Aayog	1,44,551	1,49,600	1,58,600
45	Ministry of Statistics and Progrm. Impl.	27,29,751	28,91,200	32,17,000
TOTAL		**89,35,77,928**	**1,16,36,53,829**	**1,19,88,41,853**
Ministry of Education		**1,17,95,31,940**	**1,50,68,03,600**	**1,64,67,63,600**
GRAND TOTAL		**2,07,31,09,868**	**2,67,04,57,429**	**2,84,56,05,453**

STATEMENT NO. 1b: BUDGETED PROVISION FOR EDUCATION & TRAINING AT THE CENTRE (REVENUE ACCOUNT)

SCHEME: TRAINING **(RUPEES IN THOUSANDS)**

S. No.	NAME OF MINISTRY AND DEPARTMENT	2020-21 (Actual)	2021-22 (Revised Estimate)	2022-23 (Budget Estimate)
(1)	(2)	(3)	(4)	(5)
1	Department of Post	3,66,067	4,72,714	5,77,272
2	Ministry of Agriculture & Farmers Welfare	20,68,030	28,36,200	28,43,500
3	Ministry of Communication	10,11,933	2,73,500	5,63,700
4	Ministry of Consumer Affairs, Food and Public Distribution	1,94,828	2,17,800	2,68,600
5	Ministry of Environment, Forst and Climate change	8,47,118	10,00,000	9,06,200
6	Ministry of External Affairs	80,194	1,64,600	2,34,800
7	Ministry of Finance	5,15,712	6,28,300	17,68,400
8	Ministry of Health and Family Welfare	30,16,825	46,09,100	38,45,300
9	Ministry of Home Affairs	2,89,472	3,60,700	4,50,800
10	Ministry of Housing and Urban Affairs	2,57,652	3,07,445	3,25,270
11	Ministry of Information & Brodcasting	2,76,005	3,18,800	5,40,800
12	Ministry of Jal Shakti	6,94,633	8,09,100	10,15,100
13	Ministry of Mines	6,062	82,700	20,200
14	Ministry of Minority Affairs	5,67,413	4,70,000	4,70,000
15	Ministry of New and Renewable Energy	1,93,332	2,01,000	3,09,300
16	Ministry of Power	1,84,468	3,00,000	5,00,000
17	Ministry of Railways	92,90,484	83,39,265	94,49,359
18	Ministry of Road Transport and Highways	1,40,258	60,000	2,00,000
19	Ministry of Rural Development	1,25,71,247	29,99,876	1,35,23,366
20	Ministry of Shipping	1,682	10,000	10,000
21	Ministry of skill Development and Enterpreneurship	2,55,82,696	2,70,15,300	2,84,75,400
22	Ministry of Steel	0	1,000	1,000
23	Ministry of Textile	1,32,319	1,60,000	0
24	Ministry of Tourism	2,75,552	3,20,000	4,10,000
TOTAL		**5,85,63,982**	**5,19,57,400**	**6,67,08,367**
Ministry of Education		**71,57,860**	**86,54,700**	**1,31,63,400**
GRAND TOTAL		**6,57,21,842**	**6,06,12,100**	**7,98,71,767**

STATEMENT NO. 2(a) :- BUDGETED EXPENDITURE ON EDUCATION & TRAINING BY EDUCATION & OTHER DEPARTMENTS OF 2020-21 (ACTUAL) (REVENUE ACCOUNT)

(RUPEES IN THOUSANDS)

S. No.	STATE/UNION TERRITORY	EDUCATION DEPARTMENTS	OTHER DEPARTMENTS 2020-21 (ACTUAL)				GRAND TOTAL
			EDUCATION	TRAINING		TOTAL	
				FORMAL	INFORMAL		
(1)	(2)	(3)	(4)	(5)	(6)	(7)	(8)
1	ANDHRA PRADESH	19,47,57,924	5,53,90,318	10,23,583	1,79,158	5,65,93,059	25,13,50,983
2	ARUNACHAL PRADESH	1,19,04,247	30,46,609	4,83,517	4,591	35,34,717	1,54,38,964
3	ASSAM	14,44,60,181	2,04,38,865	1,10,03,272	62,456	3,15,04,593	17,59,64,774
4	BIHAR	11,36,03,772	2,56,14,256	25,58,758	-	2,81,73,014	14,17,76,786
5	CHHATTISGARH	12,52,45,094	2,44,11,361	21,32,693	-	2,65,44,054	15,17,89,148
6	GOA	1,79,03,250	36,82,119	5,14,277	49,500	42,45,896	2,21,49,146
7	GUJARAT	24,86,38,050	11,29,89,720	1,10,76,706	16,51,274	12,57,17,700	37,43,55,750
8	HARYANA	14,34,02,107	3,35,30,919	39,38,563	38,189	3,75,07,671	18,09,09,778
9	HIMACHAL PRADESH	6,21,94,890	91,34,493	12,79,425	73,729	1,04,87,647	7,26,82,537
10	JHARKHAND	11,23,61,904	55,99,008	8,00,181	-	63,99,189	11,87,61,093
11	KARNATAKA	25,43,40,202	7,35,12,533	82,93,412	22,16,459	8,40,22,404	33,83,62,606
12	KERALA	16,21,76,570	5,63,47,332	54,93,479	1,66,49,759	7,84,90,570	24,06,67,140
13	MADHYA PRADESH	28,52,23,806	4,72,16,224	53,46,070	-	5,25,62,294	33,77,86,100
14	MAHARAHSTRA	60,45,23,094	14,28,54,543	97,67,031	29,410	15,26,50,984	75,71,74,078
15	MANIPUR	1,23,27,294	61,44,646	7,06,580	8,795	68,60,021	1,91,87,315
16	MEGHALAYA	1,57,84,365	15,31,631	5,96,606	1,85,793	23,14,030	1,80,98,395
17	MIZORAM	1,28,33,032	9,76,496	3,86,581	36,852	13,99,929	1,42,32,961
18	NAGALAND	1,64,18,394	13,74,982	4,49,413	425	18,24,820	1,82,43,214
19	ODISHA	14,05,55,127	6,47,83,053	16,71,719	68,839	6,65,23,611	20,70,78,738
20	PUNJAB	11,30,24,045	1,70,24,672	16,34,162	-	1,86,58,834	13,16,82,879
21	RAJASTHAN	31,90,80,034	2,59,48,173	36,97,712	-	2,96,45,885	34,87,25,919
22	SIKKIM	1,11,75,589	5,42,374	4,02,540	21,063	9,65,977	1,21,41,566
23	TAMIL NADU	34,87,62,198	11,94,25,919	95,24,659	4,62,164	12,94,12,742	47,81,74,940
24	TELANGANA	10,55,35,842	5,01,09,754	22,16,733	1,01,183	5,24,27,670	15,79,63,512
25	TRIPURA	1,27,36,373	71,06,000	3,63,657	-	74,69,657	2,02,06,030
26	UTTAR PRADESH	46,82,41,657	21,96,49,488	80,78,037	-	22,77,27,525	69,59,69,182
27	UTTARAKHAND	6,89,65,666	2,10,80,158	21,46,415	-	2,32,26,573	9,21,92,238
28	WEST BENGAL	32,52,03,060	12,54,49,582	25,71,523	81,037	12,81,02,143	45,33,05,203
TOTAL STATES		**4,45,13,77,766**	**1,27,49,15,228**	**9,81,57,303**	**2,19,20,676**	**1,39,49,93,207**	**5,84,63,70,974**
29	A & N ISLAND	59,17,124	6,68,839	1,23,416	7,193	7,99,448	67,16,572
30	CHANDIGARH	63,89,058	33,40,865	1,02,968	-	34,43,833	98,32,891
31	DADRA & NAGAR HAVELI & DAMAN & DIU	21,26,641	1,79,475	95,975	-	2,75,450	24,02,091
32	DELHI	9,37,54,232	21,98,095	32,93,010	6,505	54,97,610	9,92,51,842
33	JAMMU & KASHMIR- UT	11,83,99,879	3,64,72,943	14,36,224	4,173	3,79,13,340	15,63,13,219
34	LADAKH	45,60,077	2,95,815	35,168	76	3,31,059	48,91,136
35	LAKSHADWEEP	13,38,964	1,25,687	28,496	-	1,54,183	14,93,147
36	PUDUCHERRY	81,52,430	21,63,217	2,92,954	22,060	24,78,231	1,06,30,661
TOTAL U.T.		**24,06,38,405**	**4,54,44,936**	**54,08,211**	**40,007**	**5,08,93,154**	**29,15,31,559**
TOTAL (STATE & UTs)		**4,69,20,16,171**	**1,32,03,60,164**	**10,35,65,514**	**2,19,60,683**	**1,44,58,86,361**	**6,13,79,02,533**
CENTRE TOTAL		**1,18,66,89,800**	**89,35,77,928**	**5,85,63,982**		**95,21,41,910**	**2,13,88,31,710**
GRAND TOTAL		**5,87,87,05,971**	**2,21,39,38,092**	**16,21,29,496**	**2,19,60,683**	**2,39,80,28,271**	**8,27,67,34,243**

STATEMENT NO. 2(b) :- BUDGETED EXPENDITURE ON EDUCATION & TRAINING BY EDUCATION & OTHER DEPARTMENTS OF 2021-22 (REVISED ESTIMATE) (REVENUE ACCOUNT)

(RUPEES IN THOUSANDS)

S. No.	STATE/UNION TERRITORY	EDUCATION DEPARTMENTS	OTHER DEPARTMENTS 2021-22 (RE)				GRAND TOTAL
			EDUCATION	TRAINING		TOTAL	
				FORMAL	INFORMAL		
(1)	(2)	(3)	(4)	(5)	(6)	(7)	(8)
1	ANDHRA PRADESH	20,96,28,660	7,12,95,745	9,76,003	-	7,22,71,748	28,19,00,408
2	ARUNACHAL PRADESH	1,54,97,111	15,66,961	4,08,236	5,035	19,80,232	1,74,77,343
3	ASSAM	18,61,76,779	3,82,65,468	2,09,71,747	95,024	5,93,32,239	24,55,09,018
4	BIHAR	19,17,43,493	5,80,05,309	59,04,056	-	6,39,09,365	25,56,52,858
5	CHHATTISGARH	15,37,39,231	3,23,63,548	31,00,591	-	3,54,64,139	18,92,03,370
6	GOA	2,24,40,182	83,21,243	9,74,244	62,500	93,57,987	3,17,98,169
7	GUJARAT	26,93,69,635	9,87,86,941	1,36,65,521	16,74,432	11,41,26,894	38,34,96,528
8	HARYANA	15,57,23,426	3,23,52,921	58,87,312	1,20,000	3,83,60,233	19,40,83,659
9	HIMACHAL PRADESH	6,93,68,295	1,01,42,875	14,44,567	-	1,15,87,442	8,09,55,737
10	JHARKHAND	13,58,78,029	72,27,160	12,62,147	-	84,89,307	14,43,67,336
11	KARNATAKA	28,48,16,885	8,24,36,021	1,41,41,568	-	9,65,77,589	38,13,94,474
12	KERALA	24,57,36,086	7,04,38,816	50,61,727	2,09,45,915	9,64,46,458	34,21,82,544
13	MADHYA PRADESH	30,04,52,111	4,53,00,689	67,01,552	-	5,20,02,241	35,24,54,352
14	MAHARAHSTRA	67,90,26,409	20,15,24,566	1,59,91,191	79,476	21,75,95,233	89,66,21,642
15	MANIPUR	1,66,11,831	80,76,853	8,73,271	10,265	89,60,389	2,55,72,220
16	MEGHALAYA	1,87,46,278	19,14,511	9,61,652	2,40,138	31,16,301	2,18,62,579
17	MIZORAM	1,43,15,885	11,10,170	4,26,437	34,654	15,71,261	1,58,87,146
18	NAGALAND	1,86,61,560	15,12,704	5,31,647	-	20,44,351	2,07,05,911
19	ODISHA	17,41,74,192	6,64,55,010	20,34,466	1,04,131	6,85,93,607	24,27,67,799
20	PUNJAB	13,02,67,221	1,96,68,198	20,98,819	50	2,17,67,067	15,20,34,288
21	RAJASTHAN	39,59,77,129	3,11,12,354	42,50,320	-	3,53,62,674	43,13,39,803
22	SIKKIM	1,15,30,967	7,50,220	4,64,124	-	12,14,344	1,27,45,311
23	TAMIL NADU	36,50,90,560	12,31,32,725	1,23,07,411	-	13,54,40,136	50,05,30,696
24	TELANGANA	11,89,29,226	8,08,69,410	19,07,057	1,13,744	8,28,90,211	20,18,19,437
25	TRIPURA	1,62,59,408	80,46,400	4,80,597	400	85,27,397	2,47,86,805
26	UTTAR PRADESH	54,24,99,595	24,13,53,487	1,02,36,820	-	25,15,90,307	79,40,89,902
27	UTTARAKHAND	7,70,12,821	2,23,38,389	28,39,360	-	2,51,77,749	10,21,90,569
28	WEST BENGAL	34,78,52,692	13,48,13,535	35,90,906	93,115	13,84,97,556	48,63,50,248
TOTAL STATES		**5,16,75,25,697**	**1,49,91,82,229**	**13,94,93,349**	**2,35,78,879**	**1,66,22,54,456**	**6,82,97,80,153**
29	A & N ISLAND	62,29,600	6,30,150	1,37,050	12,950	7,80,150	70,09,750
30	CHANDIGARH	68,17,900	37,98,530	1,21,010	-	39,19,540	1,07,37,440
31	DADRA & NAGAR HAVELI & DAMAN & DIU	27,04,025	87,170	89,340	-	1,76,510	28,80,535
32	DELHI	11,57,74,652	70,02,402	36,34,850	9,865	1,06,47,117	12,64,21,769
33	JAMMU & KASHMIR- UT	10,70,75,399	3,14,49,495	13,65,848	-	3,28,15,343	13,98,90,742
34	LADAKH	60,01,600	3,83,900	71,500	-	4,55,400	64,57,000
35	LAKSHADWEEP	13,72,000	1,42,400	43,000	-	1,85,400	15,57,400
36	PUDUCHERRY	97,84,118	30,33,617	3,72,532	-	34,06,149	1,31,90,267
TOTAL U.T.		**25,57,59,294**	**4,65,27,664**	**58,35,130**	**22,815**	**5,23,85,609**	**30,81,44,903**
TOTAL (STATE & UTs)		**5,42,32,84,991**	**1,54,57,09,893**	**14,53,28,479**	**2,36,01,694**	**1,71,46,40,065**	**7,13,79,25,056**
CENTRE TOTAL		**1,51,54,58,300**	**1,16,36,53,829**	**5,19,57,400**		**1,21,56,11,229**	**2,73,10,69,529**
GRAND TOTAL		**6,93,87,43,291**	**2,70,93,63,722**	**19,72,85,879**	**2,36,01,694**	**2,93,02,51,294**	**9,86,89,94,585**

STATEMENT NO. 2(c) :- BUDGETED EXPENDITURE ON EDUCATION & TRAINING BY EDUCATION & OTHER DEPARTMENTS OF 2022-23 (BUDGET ESTIMATE) (REVENUE ACCOUNT)

(RUPEES IN THOUSANDS)

S. No.	STATE/UNION TERRITORY	EDUCATION DEPARTMENTS	OTHER DEPARTMENTS 2022-23 (BE)				GRAND TOTAL
			EDUCATION	TRAINING		TOTAL	
				FORMAL	INFORMAL		
(1)	(2)	(3)	(4)	(5)	(6)	(7)	(8)
1	ANDHRA PRADESH	24,21,70,106	5,69,95,447	11,10,887	1,97,393	5,83,03,727	30,04,73,833
2	ARUNACHAL PRADESH	1,36,62,854	30,01,854	5,75,408	7,756	35,85,018	1,72,47,872
3	ASSAM	19,20,40,493	3,08,33,196	1,37,59,622	99,764	4,46,92,582	23,67,33,075
4	BIHAR	15,45,31,444	5,26,29,526	53,67,569	-	5,79,97,095	21,25,28,539
5	CHHATTISGARH	16,55,00,959	3,39,11,640	39,62,247	-	3,78,73,887	20,33,74,846
6	GOA	2,42,93,658	66,65,037	10,40,771	92,650	77,98,458	3,20,92,116
7	GUJARAT	27,56,09,262	10,01,59,271	2,01,97,427	5,12,329	12,08,69,027	39,64,78,289
8	HARYANA	18,85,30,758	4,30,21,852	86,72,881	96,700	5,17,91,433	24,03,22,191
9	HIMACHAL PRADESH	8,03,56,727	1,08,87,975	16,59,377	70,912	1,26,18,264	9,29,74,991
10	JHARKHAND	15,40,58,078	84,49,669	14,74,513	-	99,24,182	16,39,82,260
11	KARNATAKA	29,88,12,779	8,67,90,408	87,56,924	27,53,568	9,83,00,900	39,71,13,679
12	KERALA	24,44,85,331	8,05,14,537	51,04,901	2,24,89,811	10,81,09,249	35,25,94,580
13	MADHYA PRADESH	35,83,48,390	5,31,87,284	93,30,068	-	6,25,17,352	42,08,65,742
14	MAHARAHSTRA	75,88,84,768	22,71,10,162	2,00,65,453	3,44,260	24,75,19,875	1,00,64,04,643
15	MANIPUR	1,73,04,011	76,01,304	3,95,265	10,265	80,06,834	2,53,10,845
16	MEGHALAYA	1,95,47,558	14,68,963	8,90,475	2,43,648	26,03,086	2,21,50,644
17	MIZORAM	1,32,90,420	9,33,871	4,24,346	36,457	13,94,674	1,46,85,094
18	NAGALAND	2,06,07,319	14,78,091	5,46,563	800	20,25,454	2,26,32,773
19	ODISHA	18,82,21,152	8,78,71,232	25,62,411	1,05,186	9,05,38,829	27,87,59,981
20	PUNJAB	13,79,87,070	2,35,11,618	21,83,113	5,000	2,56,99,731	16,36,86,801
21	RAJASTHAN	43,24,02,582	3,57,93,612	52,44,069	-	4,10,37,681	47,34,40,263
22	SIKKIM	1,24,93,796	7,36,647	4,40,004	27,857	12,04,508	1,36,98,304
23	TAMIL NADU	40,14,63,568	15,41,60,697	1,60,44,377	9,64,767	17,11,69,841	57,26,33,409
24	TELANGANA	14,69,43,928	8,92,46,924	21,18,457	1,35,487	9,15,00,868	23,84,44,796
25	TRIPURA	1,82,12,599	1,06,86,900	5,68,365	300	1,12,55,565	2,94,68,164
26	UTTAR PRADESH	74,42,51,480	34,09,73,642	1,30,56,395	-	35,40,30,037	1,09,82,81,517
27	UTTARAKHAND	8,93,40,804	2,55,81,233	43,63,836	-	2,99,45,069	11,92,85,874
28	WEST BENGAL	36,61,26,965	14,50,61,917	56,61,473	91,725	15,08,15,115	51,69,42,080
TOTAL STATES		**5,75,94,78,859**	**1,71,92,64,509**	**15,55,77,197**	**2,82,86,635**	**1,90,31,28,342**	**7,66,26,07,201**
29	A & N ISLAND	65,59,700	7,47,620	1,43,800	13,800	9,05,220	74,64,920
30	CHANDIGARH	73,37,300	42,80,580	1,40,010	-	44,20,590	1,17,57,890
31	DADRA & NAGAR HAVELI & DAMAN & DIU	27,89,200	1,14,250	89,140	-	2,03,390	29,92,590
32	DELHI	12,90,10,875	91,45,200	39,11,015	21,700	1,30,77,915	14,20,88,790
33	JAMMU & KASHMIR- UT	11,40,20,191	3,40,45,942	14,28,216	8,316	3,54,82,474	14,95,02,665
34	LADAKH	64,51,800	4,58,100	88,300	-	5,46,400	69,98,200
35	LAKSHADWEEP	14,99,600	1,85,800	46,700	-	2,32,500	17,32,100
36	PUDUCHERRY	1,00,49,028	36,14,146	3,60,769	28,645	40,03,560	1,40,52,588
TOTAL U.T.		**27,77,17,694**	**5,25,91,638**	**62,07,950**	**72,461**	**5,88,72,049**	**33,65,89,743**
TOTAL (STATE & UTs)		**6,03,71,96,553**	**1,77,18,56,147**	**16,17,85,147**	**2,83,59,096**	**1,96,20,00,391**	**7,99,91,96,944**
CENTRE TOTAL		**1,65,99,27,000**	**1,19,88,41,853**	**6,67,08,367**		**1,26,55,50,220**	**2,92,54,77,220**
GRAND TOTAL		**7,69,71,23,553**	**2,97,06,98,000**	**22,84,93,514**	**2,83,59,096**	**3,22,75,50,611**	**10,92,46,74,164**

STATEMENT NO. 3: TOTAL STATE BUDGET AND EXPENDITURE ON EDUCATION & TRAINING (REVENUE ACCOUNT)

(RUPEES IN THOUSANDS)

S. No.	STATE/UNION TERRITORY	2020-21 (ACTUAL)			2021-22 (REVISED ESTIMATE)			2022-23 (BUDGET ESTIMATE)		
		TOTAL STATE BUDGET	EXP. ON EDU. BY EDU. & OTHER DEPTS.	% OF COL(4) To COL(3)	TOTAL STATE BUDGET	EXP. ON EDU. BY EDU. & OTHER DEPTS.	% OF COL(7) To COL(6)	TOTAL STATE BUDGET	EXP. ON EDU. BY EDU. & OTHER DEPTS.	% OF COL(10) To COL(9)
(1)	(2)	(3)	(4)	(5)	(6)	(7)	(8)	(9)	(10)	(11)
1	ANDHRA PRADESH	1,52,67,66,365	25,13,50,983	16.46	1,73,81,78,368	28,19,00,408	16.22	2,08,26,12,559	30,04,73,833	14.43
2	ARUNACHAL PRADESH	13,08,74,995	1,54,38,964	11.80	17,69,58,891	1,74,77,343	9.88	18,20,15,472	1,72,47,872	9.48
3	ASSAM	64,51,95,876	17,59,64,774	27.27	99,75,29,164	24,55,09,018	24.61	96,36,70,478	23,67,33,075	24.57
4	BIHAR	1,39,49,34,472	14,17,76,786	10.16	2,06,31,80,715	25,56,52,858	12.39	1,91,95,66,661	21,25,28,539	11.07
5	CHHATTISGARH	70,03,28,443	15,17,89,148	21.67	85,01,60,699	18,92,03,370	22.26	88,37,16,117	20,33,74,846	23.01
6	GOA	12,06,96,677	2,21,49,146	18.35	17,43,74,174	3,17,98,169	18.24	16,91,58,069	3,20,92,116	18.97
7	GUJARAT	1,50,70,35,800	37,43,55,750	24.84	1,62,30,60,800	38,34,96,528	23.63	1,81,03,96,000	39,64,78,289	21.90
8	HARYANA	89,94,65,974	18,09,09,778	20.11	1,05,11,89,043	19,40,83,659	18.46	1,16,19,86,273	24,03,22,191	20.68
9	HIMACHAL PRADESH	33,53,49,283	7,26,82,537	21.67	37,03,42,417	8,09,55,737	21.86	40,27,88,019	9,29,74,991	23.08
10	JHARKHAND	59,26,35,906	11,87,61,093	20.04	73,36,39,761	14,43,67,336	19.68	76,27,33,035	16,39,82,260	21.50
11	KARNATAKA	1,76,05,39,104	33,83,62,606	19.22	1,95,81,44,730	38,13,94,474	19.48	2,04,58,66,836	39,71,13,679	19.41
12	KERALA	1,23,44,63,322	24,06,67,140	19.50	1,49,80,32,050	34,21,82,544	22.84	1,57,06,58,921	35,25,94,580	22.45
13	MADHYA PRADESH	1,64,73,30,059	33,77,86,100	20.51	1,77,39,83,798	35,24,54,352	19.87	1,98,91,57,021	42,08,65,742	21.16
14	MAHARAHSTRA	3,10,60,97,571	75,71,74,078	24.38	3,92,85,69,960	89,66,21,642	22.82	4,27,78,01,208	1,00,64,04,643	23.53
15	MANIPUR	12,42,84,718	1,91,87,315	15.44	17,16,27,046	2,55,72,220	14.90	17,91,44,041	2,53,10,845	14.13
16	MEGHALAYA	11,49,86,123	1,80,98,395	15.74	13,95,64,731	2,18,62,579	15.66	15,37,55,276	2,21,50,644	14.41
17	MIZORAM	8,51,47,947	1,42,32,961	16.72	10,48,71,513	1,58,87,146	15.15	10,00,65,109	1,46,85,094	14.68
18	NAGALAND	11,05,20,627	1,82,43,214	16.51	12,30,24,366	2,07,05,911	16.83	14,39,89,331	2,26,32,773	15.72
19	ODISHA	95,31,08,467	20,70,78,738	21.73	1,20,36,51,078	24,27,67,799	20.17	1,45,72,72,924	27,87,59,981	19.13
20	PUNJAB	86,34,46,155	13,16,82,879	15.25	1,02,44,55,345	15,20,34,288	14.84	1,07,93,20,750	16,36,86,801	15.17
21	RAJASTHAN	1,78,30,94,074	34,87,25,919	19.56	2,25,12,08,430	43,13,39,803	19.16	2,38,46,57,907	47,34,40,263	19.85
22	SIKKIM	6,36,86,371	1,21,41,566	19.06	7,46,18,554	1,27,45,311	17.08	8,35,43,172	1,36,98,304	16.40
23	TAMIL NADU	2,36,40,21,795	47,81,74,940	20.23	2,59,15,09,652	50,05,30,696	19.31	2,84,18,84,527	57,26,33,409	20.15
24	TELANGANA	1,23,21,23,841	15,79,63,512	12.82	1,51,73,19,366	20,18,19,437	13.30	1,89,27,48,187	23,84,44,796	12.60
25	TRIPURA	14,36,78,228	2,02,06,030	14.06	20,35,45,452	2,47,86,805	12.18	21,60,68,914	2,94,68,164	13.64
26	UTTAR PRADESH	2,98,54,34,590	69,59,69,182	23.31	3,56,62,42,107	79,40,89,902	22.27	4,56,08,90,562	1,09,82,81,517	24.08
27	UTTARAKHAND	37,09,10,264	9,21,92,238	24.86	41,46,64,257	10,21,90,569	24.64	49,01,33,075	11,92,85,874	24.34
28	WEST BENGAL	1,77,92,12,840	45,33,05,203	25.48	2,08,99,46,593	48,63,50,248	23.27	2,26,32,66,811	51,69,42,080	22.84
TOTAL STATES		**28,57,53,69,886**	**5,84,63,70,974**	**20.46**	**34,41,35,93,060**	**6,82,97,80,153**	**19.85**	**38,06,88,67,255**	**7,66,26,07,201**	**20.13**
29	A & N ISLAND	4,48,21,500	67,16,572	14.99	5,41,15,500	70,09,750	12.95	5,11,64,300	74,64,920	14.59
30	CHANDIGARH	3,88,23,800	98,32,891	25.33	4,04,91,800	1,07,37,440	26.52	4,42,74,600	1,17,57,890	26.56
31	DADRA & NAGAR HAVELI & DAMAN & DIU	1,00,51,400	24,02,091	23.90	1,43,97,600	28,80,535	20.01	1,49,90,000	29,92,590	19.96
32	DELHI	40,41,36,161	9,92,51,842	24.56	50,86,22,380	12,64,21,769	24.86	53,68,73,500	14,20,88,790	26.47
33	JAMMU & KASHMIR- UT	52,63,37,549	15,63,13,219	29.70	67,23,68,961	13,98,90,742	20.81	71,61,49,830	14,95,02,665	20.88
34	LADAKH	1,58,51,600	48,91,136	30.86	2,33,16,400	64,57,000	27.69	2,55,32,900	69,98,200	27.41
35	LAKSHADWEEP	1,12,99,100	14,93,147	13.21	1,20,64,600	15,57,400	12.91	1,17,31,000	17,32,100	14.77
36	PUDUCHERRY	7,25,95,767	1,06,30,661	14.64	9,25,10,360	1,31,90,267	14.26	8,67,56,500	1,40,52,588	16.20
TOTAL U.T.		**1,12,39,16,877**	**29,15,31,559**	**25.94**	**1,41,78,87,601**	**30,81,44,903**	**21.73**	**1,48,74,72,630**	**33,65,89,743**	**22.63**
TOTAL (STATE & UTs)		**29,69,92,86,763**	**6,13,79,02,533**	**20.67**	**35,83,14,80,661**	**7,13,79,25,056**	**19.92**	**39,55,63,39,885**	**7,99,91,96,944**	**20.22**
CENTRE TOTAL		**33,14,85,19,200**	**2,13,88,31,710**	**6.45**	**34,42,69,30,300**	**2,73,10,69,529**	**7.93**	**35,08,29,11,800**	**2,92,54,77,220**	**8.34**
GRAND TOTAL		**62,84,78,05,963**	**8,27,67,34,243**	**13.17**	**70,25,84,10,961**	**9,86,89,94,585**	**14.05**	**74,63,92,51,685**	**10,92,46,74,164**	**14.64**

STATEMENT NO. 4: BUDGETED EXPENDITURE ON ELEMENTARY EDUCATION (REVENUE ACCOUNT)- TOTAL EXPENDITURE

(RUPEES IN THOUSANDS)

S. No.	STATE/UNION TERRITORY	2020-21 (ACTUAL)	% TO TOTAL EXP. ON EDUCATION	2021-22 (REVISED ESTIMATE)	% TO TOTAL EXP. ON EDUCATION	2022-23 (BUDGET ESTIMATE)	% TO TOTAL EXP. ON EDUCATION
(1)	(2)	(3)	(4)	(5)	(6)	(7)	(8)
1	ANDHRA PRADESH	7,97,74,616	40.96	8,67,64,984	41.39	9,53,11,326	39.36
2	ARUNACHAL PRADESH	67,68,650	56.86	1,03,69,852	66.91	79,53,438	58.21
3	ASSAM	7,26,06,022	50.26	10,13,25,556	54.42	8,94,71,039	46.59
4	BIHAR	2,97,65,961	26.20	4,13,07,651	21.54	4,22,96,389	27.37
5	CHHATTISGARH	7,10,52,272	56.73	8,47,04,942	55.10	9,18,07,186	55.47
6	GOA	34,30,400	19.16	37,92,144	16.90	44,53,771	18.33
7	GUJARAT	15,10,13,066	60.74	16,18,34,510	60.08	16,96,22,817	61.54
8	HARYANA	8,05,52,544	56.17	8,04,83,127	51.68	9,39,67,001	49.84
9	HIMACHAL PRADESH	3,08,30,857	49.57	3,24,74,050	46.81	4,04,27,655	50.31
10	JHARKHAND	7,78,73,509	69.31	9,03,52,868	66.50	10,58,58,900	68.71
11	KARNATAKA	14,38,80,432	56.57	16,07,49,542	56.44	16,40,67,189	54.91
12	KERALA	6,16,82,162	38.03	9,70,32,347	39.49	9,52,35,796	38.95
13	MADHYA PRADESH	21,41,49,230	75.08	22,16,62,651	73.78	26,68,68,101	74.47
14	MAHARAHSTRA	29,01,18,939	47.99	32,20,95,187	47.43	35,36,46,629	46.60
15	MANIPUR	48,31,974	39.20	55,19,527	33.23	53,54,749	30.95
16	MEGHALAYA	90,14,199	57.11	85,81,967	45.78	1,04,37,797	53.40
17	MIZORAM	60,27,716	46.97	70,08,012	48.95	63,16,139	47.52
18	NAGALAND	83,78,232	51.03	91,08,453	48.81	1,00,95,009	48.99
19	ODISHA	6,85,49,865	48.77	8,30,58,825	47.69	8,83,76,441	46.95
20	PUNJAB	3,07,25,583	27.18	3,79,72,466	29.15	3,90,10,967	28.27
21	RAJASTHAN	10,38,90,202	32.56	14,46,81,184	36.54	15,89,72,784	36.76
22	SIKKIM	37,81,829	33.84	38,95,816	33.79	44,52,025	35.63
23	TAMIL NADU	13,20,64,864	37.87	14,97,26,037	41.01	17,07,06,394	42.52
24	TELANGANA	4,26,61,203	40.42	4,87,77,730	41.01	5,99,00,895	40.76
25	TRIPURA	3,71,731	2.92	2,53,573	1.56	2,82,349	1.55
26	UTTAR PRADESH	35,66,24,576	76.16	40,74,56,092	75.11	56,75,25,768	76.25
27	UTTARAKHAND	2,74,82,818	39.85	3,07,14,695	39.88	3,55,15,672	39.75
28	WEST BENGAL	10,94,09,798	33.64	11,25,25,881	32.35	12,11,81,330	33.10
TOTAL STATES		**2,21,73,13,250**	**49.81**	**2,54,42,29,670**	**49.23**	**2,89,91,15,556**	**50.34**
29	A & N ISLANDS	30,92,102	52.26	33,10,500	53.14	34,19,800	52.13
30	CHANDIGARH	21,70,928	33.98	23,02,881	33.78	24,39,940	33.25
31	DADRA & NAGAR HAVELI & DAMAN & DIU	9,23,805	43.44	10,05,710	37.19	10,13,300	36.33
32	DELHI	1,67,63,054	17.88	1,70,48,846	14.73	2,20,99,400	17.13
33	JAMMU & KASHMIR- UT	4,45,80,052	37.65	4,48,96,034	41.93	4,64,20,991	40.71
34	LADAKH	22,98,167	50.40	27,58,200	45.96	29,81,400	46.21
35	LAKSHADWEEP	5,71,124	42.65	6,16,500	44.93	6,65,000	44.35
36	PUDUCHERRY	28,03,025	34.38	32,28,233	32.99	34,01,129	33.85
TOTAL U.T.		**7,32,02,257**	**30.42**	**7,51,66,904**	**29.39**	**8,24,40,960**	**29.69**
TOTAL (STATE & UTs)		**2,29,05,15,507**	**48.82**	**2,61,93,96,574**	**48.30**	**2,98,15,56,516**	**49.39**
CENTRE TOTAL		**71,11,08,300**	**59.92**	**75,25,51,500**	**49.66**	**85,63,91,100**	**51.59**
GRAND TOTAL		**3,00,16,23,807**	**51.06**	**3,37,19,48,074**	**48.60**	**3,83,79,47,616**	**49.86**

STATEMENT NO. 4.1: BUDGETED EXPENDITURE ON ELEMENTARY EDUCATION (REVENUE ACCOUNT)- DIRECTION, INSPECTION & ADMINISTRATION

(RUPEES IN THOUSANDS)

S. No.	STATE/UNION TERRITORY	2020-21 (ACTUAL)	% TO TOTAL EXP. ON ELEMENTARY EDUCATION	2021-22 (REVISED ESTIMATE)	% TO TOTAL EXP. ON ELEMENTARY EDUCATION	2022-23 (BUDGET ESTIMATE)	% TO TOTAL EXP. ON ELEMENTARY EDUCATION
(1)	(2)	(3)	(4)	(5)	(6)	(7)	(8)
1	ANDHRA PRADESH	-	0.00	-	0.00	-	0.00
2	ARUNACHAL PRADESH	59,42,941	87.80	60,81,032	58.64	64,60,883	81.23
3	ASSAM	57,907	0.08	1,20,223	0.12	1,06,997	0.12
4	BIHAR	1,61,906	0.54	4,39,573	1.06	2,40,320	0.57
5	CHHATTISGARH	13,09,097	1.84	18,80,186	2.22	20,08,560	2.19
6	GOA	97,027	2.83	1,18,730	3.13	1,29,350	2.90
7	GUJARAT	2,14,856	0.14	3,49,649	0.22	6,24,709	0.37
8	HARYANA	7,78,401	0.97	9,99,500	1.24	28,50,700	3.03
9	HIMACHAL PRADESH	2,83,478	0.92	1,77,515	0.55	2,41,003	0.60
10	JHARKHAND	5,96,591	0.77	7,45,690	0.83	9,33,325	0.88
11	KARNATAKA	-	0.00	-	0.00	-	0.00
12	KERALA	8,50,997	1.38	13,87,671	1.43	13,15,081	1.38
13	MADHYA PRADESH	15,97,801	0.75	16,94,490	0.76	54,81,479	2.05
14	MAHARAHSTRA	1,70,102	0.06	2,07,268	0.06	2,46,940	0.07
15	MANIPUR	1,41,245	2.92	1,99,832	3.62	2,41,818	4.52
16	MEGHALAYA	4,90,067	5.44	2,43,249	2.83	6,01,422	5.76
17	MIZORAM	1,03,480	1.72	1,02,432	1.46	98,036	1.55
18	NAGALAND	-	0.00	-	0.00	-	0.00
19	ODISHA	14,60,261	2.13	19,73,168	2.38	20,12,687	2.28
20	PUNJAB	2,63,716	0.86	3,00,385	0.79	7,65,272	1.96
21	RAJASTHAN	4,95,068	0.48	5,13,723	0.36	5,75,172	0.36
22	SIKKIM	-	0.00	-	0.00	-	0.00
23	TAMIL NADU	20,93,576	1.59	24,76,850	1.65	27,92,033	1.64
24	TELANGANA	-	0.00	19,62,220	4.02	22,44,922	3.75
25	TRIPURA	-	0.00	-	0.00	-	0.00
26	UTTAR PRADESH	5,88,657	0.17	21,30,822	0.52	28,53,093	0.50
27	UTTARAKHAND	5,24,535	1.91	5,37,132	1.75	6,45,586	1.82
28	WEST BENGAL	10,01,894	0.92	9,02,182	0.80	9,38,799	0.77
TOTAL STATES		**1,92,23,603**	**0.87**	**2,55,43,522**	**1.00**	**3,44,08,187**	**1.19**
29	A & N ISLANDS	-	0.00	-	0.00	-	0.00
30	CHANDIGARH	20,82,040	95.91	22,13,987	96.14	23,37,355	95.80
31	DADRA & NAGAR HAVELI & DAMAN & DIU	9,18,248	99.40	9,98,210	99.25	10,05,800	99.26
32	DELHI	-	0.00	-	0.00	20,000	0.09
33	JAMMU & KASHMIR- UT	2,16,14,380	48.48	2,30,56,020	51.35	2,42,35,355	52.21
34	LADAKH	-	0.00	-	0.00	-	0.00
35	LAKSHADWEEP	-	0.00	-	0.00	-	0.00
36	PUDUCHERRY	-	0.00	-	0.00	-	0.00
TOTAL U.T.		**2,46,14,668**	**33.63**	**2,62,68,217**	**34.95**	**2,75,98,510**	**33.48**
TOTAL (STATE & UTs)		**4,38,38,271**	**1.91**	**5,18,11,739**	**1.98**	**6,20,06,697**	**2.08**

STATEMENT NO. 4.2: BUDGETED EXPENDITURE ON ELEMENTARY EDUCATION (REVENUE ACCOUNT)- GOVERNMENT PRIMARY SCHOOLS

(RUPEES IN THOUSANDS)

S. No.	STATE/UNION TERRITORY	2020-21 (ACTUAL)	% TO TOTAL EXP. ON ELEMENTARY EDUCATION	2021-22 (REVISED ESTIMATE)	% TO TOTAL EXP. ON ELEMENTARY EDUCATION	2022-23 (BUDGET ESTIMATE)	% TO TOTAL EXP. ON ELEMENTARY EDUCATION
(1)	(2)	(3)	(4)	(5)	(6)	(7)	(8)
1	ANDHRA PRADESH	17,15,012	2.15	18,04,624	2.08	21,87,305	2.29
2	ARUNACHAL PRADESH	-	0.00	-	0.00	-	0.00
3	ASSAM	4,41,49,457	60.81	5,42,72,008	53.56	5,93,95,833	66.39
4	BIHAR	39,24,324	13.18	44,88,458	10.87	44,64,900	10.56
5	CHHATTISGARH	5,78,09,073	81.36	6,43,90,788	76.02	7,21,20,031	78.56
6	GOA	13,23,955	38.59	11,18,450	29.49	15,80,549	35.49
7	GUJARAT	13,98,82,680	92.63	15,06,30,977	93.08	15,83,90,552	93.38
8	HARYANA	5,93,23,376	73.65	6,23,48,100	77.47	7,54,49,600	80.29
9	HIMACHAL PRADESH	2,58,82,856	83.95	2,64,30,650	81.39	3,39,88,762	84.07
10	JHARKHAND	5,94,80,513	76.38	6,84,72,046	75.78	8,60,89,924	81.33
11	KARNATAKA	-	0.00	-	0.00	-	0.00
12	KERALA	1,92,11,808	31.15	3,17,10,415	32.68	2,92,42,055	30.70
13	MADHYA PRADESH	21,05,44,039	98.32	21,74,72,898	98.11	25,89,36,288	97.03
14	MAHARAHSTRA	-	0.00	4,56,008	0.14	2,50,000	0.07
15	MANIPUR	35,12,162	72.69	45,96,638	83.28	45,41,013	84.80
16	MEGHALAYA	37,21,220	41.28	32,16,013	37.47	45,94,702	44.02
17	MIZORAM	53,77,171	89.21	61,53,917	87.81	57,93,073	91.72
18	NAGALAND	59,68,433	71.24	63,82,442	70.07	72,09,049	71.41
19	ODISHA	6,24,90,921	91.16	7,77,98,731	93.67	8,30,58,836	93.98
20	PUNJAB	2,57,41,585	83.78	3,15,37,642	83.05	3,19,28,760	81.85
21	RAJASTHAN	31,72,610	3.05	60,23,889	4.40	51,19,161	3.22
22	SIKKIM	34,83,297	92.11	36,37,048	93.36	41,78,470	93.86
23	TAMIL NADU	9,01,44,296	68.26	9,59,92,744	64.11	11,24,61,330	65.88
24	TELANGANA	50,20,268	11.77	54,03,304	11.08	74,49,530	12.44
25	TRIPURA	-	0.00	-	0.00	-	0.00
26	UTTAR PRADESH	1,34,622	0.04	1,81,075	0.04	2,42,531	0.04
27	UTTARAKHAND	2,34,86,408	85.46	2,71,86,872	88.51	3,05,61,376	86.05
28	WEST BENGAL	43,551	0.04	45,802	0.04	48,000	0.04
TOTAL STATES		**79,66,57,928**	**35.93**	**88,39,64,213**	**34.74**	**99,40,52,605**	**34.29**
29	A & N ISLANDS	27,08,247	87.59	28,86,400	87.19	29,33,000	85.77
30	CHANDIGARH	-	0.00	-	0.00	-	0.00
31	DADRA & NAGAR HAVELI & DAMAN & DIU	-	0.00	-	0.00	-	0.00
32	DELHI	22,27,627	13.29	28,09,650	16.48	34,85,200	15.77
33	JAMMU & KASHMIR- UT	2,29,01,262	51.37	2,16,20,014	48.16	2,20,05,636	47.40
34	LADAKH	22,98,167	100.00	27,58,200	100.00	29,81,400	100.00
35	LAKSHADWEEP	5,71,124	100.00	6,16,500	100.00	6,65,000	100.00
36	PUDUCHERRY	89,756	3.20	1,02,181	3.17	1,60,810	4.73
TOTAL U.T.		**3,07,96,183**	**42.07**	**3,07,92,945**	**40.97**	**3,22,31,046**	**39.10**
TOTAL (STATE & UTs)		**82,74,54,111**	**36.13**	**91,47,57,158**	**34.92**	**1,02,62,83,651**	**34.42**

STATEMENT NO. 4.3: BUDGETED EXPENDITURE ON ELEMENTARY EDUCATION (REVENUE ACCOUNT)- ASSISTANCE TO NON-GOVT. PRIMARY SCHOOLS

(RUPEES IN THOUSANDS)

S. No.	STATE/UNION TERRITORY	2020-21 (ACTUAL)	% TO TOTAL EXP. ON ELEMENTARY EDUCATION	2021-22 (REVISED ESTIMATE)	% TO TOTAL EXP. ON ELEMENTARY EDUCATION	2022-23 (BUDGET ESTIMATE)	% TO TOTAL EXP. ON ELEMENTARY EDUCATION
(1)	(2)	(3)	(4)	(5)	(6)	(7)	(8)
1	ANDHRA PRADESH	34,31,977	4.30	32,28,059	3.72	35,06,011	3.68
2	ARUNACHAL PRADESH	-	0.00	-	0.00	-	0.00
3	ASSAM	35,253	0.05	48,662	0.05	52,861	0.06
4	BIHAR	4,52,787	1.52	12,91,102	3.13	20,78,000	4.91
5	CHHATTISGARH	12,69,486	1.79	14,72,000	1.74	16,42,000	1.79
6	GOA	15,86,577	46.25	19,20,000	50.63	20,00,000	44.91
7	GUJARAT	-	0.00	-	0.00	-	0.00
8	HARYANA	2,02,126	0.25	2,45,000	0.30	2,45,000	0.26
9	HIMACHAL PRADESH	1,155	0.00	1,381	0.00	6,101	0.02
10	JHARKHAND	20,13,176	2.59	22,44,856	2.48	38,03,503	3.59
11	KARNATAKA	64,97,508	4.52	70,00,000	4.35	50,00,000	3.05
12	KERALA	3,50,88,005	56.89	5,64,29,357	58.16	5,25,99,585	55.23
13	MADHYA PRADESH	19,97,343	0.93	22,60,004	1.02	23,74,306	0.89
14	MAHARAHSTRA	8,97,460	0.31	9,18,536	0.29	1,43,429	0.04
15	MANIPUR	4,91,016	10.16	5,02,946	9.11	5,18,035	9.67
16	MEGHALAYA	48,01,255	53.26	51,17,220	59.63	48,93,014	46.88
17	MIZORAM	4,36,089	7.23	4,41,494	6.30	4,25,030	6.73
18	NAGALAND	3,500	0.04	3,500	0.04	3,500	0.03
19	ODISHA	16,31,031	2.38	17,74,835	2.14	18,30,742	2.07
20	PUNJAB	71,493	0.23	68,250	0.18	68,250	0.17
21	RAJASTHAN	8,777	0.01	803	0.00	953	0.00
22	SIKKIM	-	0.00	-	0.00	-	0.00
23	TAMIL NADU	3,01,26,233	22.81	3,17,94,665	21.24	3,67,33,013	21.52
24	TELANGANA	6,60,577	1.55	9,58,296	1.96	9,88,143	1.65
25	TRIPURA	88,815	23.89	98,190	38.72	1,07,249	37.98
26	UTTAR PRADESH	31,03,21,594	87.02	33,85,51,982	83.09	43,54,57,124	76.73
27	UTTARAKHAND	33,06,829	12.03	24,13,081	7.86	32,24,600	9.08
28	WEST BENGAL	8,97,49,854	82.03	9,28,90,848	82.55	9,40,07,262	77.58
TOTAL STATES		**49,51,69,916**	**22.33**	**55,16,75,067**	**21.68**	**65,17,07,711**	**22.48**
29	A & N ISLANDS	-	0.00	-	0.00	-	0.00
30	CHANDIGARH	52,280	2.41	50,000	2.17	60,000	2.46
31	DADRA & NAGAR HAVELI & DAMAN & DIU	-	0.00	-	0.00	-	0.00
32	DELHI	-	0.00	-	0.00	-	0.00
33	JAMMU & KASHMIR- UT	-	0.00	-	0.00	-	0.00
34	LADAKH	-	0.00	-	0.00	-	0.00
35	LAKSHADWEEP	-	0.00	-	0.00	-	0.00
36	PUDUCHERRY	-	0.00	-	0.00	-	0.00
TOTAL U.T.		**52,280**	**0.07**	**50,000**	**0.07**	**60,000**	**0.07**
TOTAL (STATE & UTs)		**49,52,22,196**	**21.62**	**55,17,25,067**	**21.06**	**65,17,67,711**	**21.86**

STATEMENT NO. 4.4: BUDGETED EXPENDITURE ON ELEMENTARY EDUCATION (REVENUE ACCOUNT)- ASSISTANCE TO LOCAL BODIES FOR PRIMARY EDUCATION

(RUPEES IN THOUSANDS)

S. No.	STATE/UNION TERRITORY	2020-21 (ACTUAL)	% TO TOTAL EXP. ON ELEMENTARY EDUCATION	2021-22 (REVISED ESTIMATE)	% TO TOTAL EXP. ON ELEMENTARY EDUCATION	2022-23 (BUDGET ESTIMATE)	% TO TOTAL EXP. ON ELEMENTARY EDUCATION
(1)	(2)	(3)	(4)	(5)	(6)	(7)	(8)
1	ANDHRA PRADESH	7,26,47,446	91.07	7,77,41,492	89.60	8,54,88,854	89.69
2	ARUNACHAL PRADESH	-	0.00	-	0.00	-	0.00
3	ASSAM	-	0.00	-	0.00	-	0.00
4	BIHAR	1,95,03,895	65.52	2,61,32,246	63.26	2,92,40,698	69.13
5	CHHATTISGARH	5,19,473	0.73	90,000	0.11	89,000	0.10
6	GOA	-	0.00	-	0.00	-	0.00
7	GUJARAT	-	0.00	-	0.00	-	0.00
8	HARYANA	-	0.00	-	0.00	-	0.00
9	HIMACHAL PRADESH	-	0.00	-	0.00	-	0.00
10	JHARKHAND	-	0.00	-	0.00	-	0.00
11	KARNATAKA	13,21,35,514	91.84	14,70,43,624	91.47	14,82,17,951	90.34
12	KERALA	39,250	0.06	38,400	0.04	39,600	0.04
13	MADHYA PRADESH	-	0.00	-	0.00	-	0.00
14	MAHARAHSTRA	5,62,16,245	19.38	6,68,43,085	20.75	7,28,64,238	20.60
15	MANIPUR	-	0.00	-	0.00	-	0.00
16	MEGHALAYA	-	0.00	2,110	0.02	-	0.00
17	MIZORAM	-	0.00	-	0.00	-	0.00
18	NAGALAND	-	0.00	-	0.00	-	0.00
19	ODISHA	-	0.00	-	0.00	-	0.00
20	PUNJAB	-	0.00	-	0.00	-	0.00
21	RAJASTHAN	7,03,000	0.68	8,06,800	0.56	8,09,750	0.51
22	SIKKIM	-	0.00	-	0.00	-	0.00
23	TAMIL NADU	45,434	0.03	50,000	0.03	65,374	0.04
24	TELANGANA	3,69,53,912	86.62	3,97,53,776	81.50	4,86,80,074	81.27
25	TRIPURA	-	0.00	-	0.00	-	0.00
26	UTTAR PRADESH	-	0.00	-	0.00	-	0.00
27	UTTARAKHAND	-	0.00	-	0.00	-	0.00
28	WEST BENGAL	-	0.00	-	0.00	-	0.00
TOTAL STATES		**31,87,64,169**	**14.38**	**35,85,01,533**	**14.09**	**38,54,95,539**	**13.30**
29	A & N ISLANDS	-	0.00	-	0.00	-	0.00
30	CHANDIGARH	-	0.00	-	0.00	-	0.00
31	DADRA & NAGAR HAVELI & DAMAN & DIU	5,000	0.54	7,500	0.75	7,500	0.74
32	DELHI	1,28,00,000	76.36	1,15,23,044	67.59	1,46,00,000	66.07
33	JAMMU & KASHMIR- UT	-	0.00	-	0.00	-	0.00
34	LADAKH	-	0.00	-	0.00	-	0.00
35	LAKSHADWEEP	-	0.00	-	0.00	-	0.00
36	PUDUCHERRY	-	0.00	-	0.00	-	0.00
TOTAL U.T.		**1,28,05,000**	**17.49**	**1,15,30,544**	**15.34**	**1,46,07,500**	**17.72**
TOTAL (STATE & UTs)		**33,15,69,169**	**14.48**	**37,00,32,077**	**14.13**	**40,01,03,039**	**13.42**

STATEMENT NO. 4.5: BUDGETED EXPENDITURE ON ELEMENTARY EDUCATION (REVENUE ACCOUNT)- TEACHER'S TRAINING

(RUPEES IN THOUSANDS)

S. No.	STATE/UNION TERRITORY	2020-21 (ACTUAL)	% TO TOTAL EXP. ON ELEMENTARY EDUCATION	2021-22 (REVISED ESTIMATE)	% TO TOTAL EXP. ON ELEMENTARY EDUCATION	2022-23 (BUDGET ESTIMATE)	% TO TOTAL EXP. ON ELEMENTARY EDUCATION
(1)	(2)	(3)	(4)	(5)	(6)	(7)	(8)
1	ANDHRA PRADESH	-	0.00	-	0.00	-	0.00
2	ARUNACHAL PRADESH	-	0.00	50,462	0.49	-	0.00
3	ASSAM	-	0.00	-	0.00	-	0.00
4	BIHAR	-	0.00	2,500	0.01	2,500	0.01
5	CHHATTISGARH	1,83,529	0.26	4,90,630	0.58	5,33,350	0.58
6	GOA	8,245	0.24	11,600	0.31	12,450	0.28
7	GUJARAT	2,75,870	0.18	2,61,694	0.16	3,10,581	0.18
8	HARYANA	-	0.00	-	0.00	-	0.00
9	HIMACHAL PRADESH	2,885	0.01	2,278	0.01	4,000	0.01
10	JHARKHAND	1,38,753	0.18	2,00,566	0.22	1,97,868	0.19
11	KARNATAKA	2,97,751	0.21	3,25,800	0.20	3,47,100	0.21
12	KERALA	2,11,108	0.34	2,19,936	0.23	3,00,000	0.32
13	MADHYA PRADESH	10,047	0.00	11,946	0.01	13,122	0.00
14	MAHARAHSTRA	8,84,911	0.31	9,82,460	0.31	11,51,452	0.33
15	MANIPUR	-	0.00	117	0.00	239	0.00
16	MEGHALAYA	-	0.00	-	0.00	-	0.00
17	MIZORAM	-	0.00	-	0.00	-	0.00
18	NAGALAND	-	0.00	-	0.00	-	0.00
19	ODISHA	-	0.00	-	0.00	-	0.00
20	PUNJAB	-	0.00	-	0.00	-	0.00
21	RAJASTHAN	-	0.00	-	0.00	-	0.00
22	SIKKIM	79,081	2.09	1,06,768	2.74	1,10,555	2.48
23	TAMIL NADU	-	0.00	-	0.00	-	0.00
24	TELANGANA	-	0.00	-	0.00	-	0.00
25	TRIPURA	-	0.00	-	0.00	-	0.00
26	UTTAR PRADESH	-	0.00	-	0.00	-	0.00
27	UTTARAKHAND	-	0.00	-	0.00	-	0.00
28	WEST BENGAL	2,77,000	0.25	3,73,141	0.33	4,13,510	0.34
TOTAL STATES		**23,69,180**	**0.11**	**30,39,898**	**0.12**	**33,96,727**	**0.12**
29	A & N ISLANDS	77,724	2.51	90,600	2.74	93,100	2.72
30	CHANDIGARH	912	0.04	1,920	0.08	2,400	0.10
31	DADRA & NAGAR HAVELI & DAMAN & DIU	-	0.00	-	0.00	-	0.00
32	DELHI	1,30,499	0.78	1,64,800	0.97	1,98,500	0.90
33	JAMMU & KASHMIR- UT	-	0.00	-	0.00	-	0.00
34	LADAKH	-	0.00	-	0.00	-	0.00
35	LAKSHADWEEP	-	0.00	-	0.00	-	0.00
36	PUDUCHERRY	-	0.00	-	0.00	-	0.00
TOTAL U.T.		**2,09,135**	**0.29**	**2,57,320**	**0.34**	**2,94,000**	**0.36**
TOTAL (STATE & UTs)		**25,78,315**	**0.11**	**32,97,218**	**0.13**	**36,90,727**	**0.12**

STATEMENT NO. 4.6: BUDGETED EXPENDITURE ON ELEMENTARY EDUCATION (REVENUE ACCOUNT)- SCHOLARSHIPS

(RUPEES IN THOUSANDS)

S. No.	STATE/UNION TERRITORY	2020-21 (ACTUAL)	% TO TOTAL EXP. ON ELEMENTARY EDUCATION	2021-22 (REVISED ESTIMATE)	% TO TOTAL EXP. ON ELEMENTARY EDUCATION	2022-23 (BUDGET ESTIMATE)	% TO TOTAL EXP. ON ELEMENTARY EDUCATION
(1)	(2)	(3)	(4)	(5)	(6)	(7)	(8)
1	ANDHRA PRADESH	-	0.00	-	0.00	-	0.00
2	ARUNACHAL PRADESH	-	0.00	-	0.00	-	0.00
3	ASSAM	-	0.00	2,560	0.00	10	0.00
4	BIHAR	28,16,413	9.46	42,16,701	10.21	31,56,500	7.46
5	CHHATTISGARH	15,23,905	2.14	29,47,240	3.48	28,98,330	3.16
6	GOA	-	0.00	-	0.00	-	0.00
7	GUJARAT	-	0.00	-	0.00	-	0.00
8	HARYANA	52,164	0.06	8,51,000	1.06	5,85,000	0.62
9	HIMACHAL PRADESH	20,196	0.07	22,265	0.07	45,580	0.11
10	JHARKHAND	-	0.00	-	0.00	-	0.00
11	KARNATAKA	26,69,812	1.86	24,90,000	1.55	36,32,700	2.21
12	KERALA	-	0.00	-	0.00	-	0.00
13	MADHYA PRADESH	-	0.00	-	0.00	-	0.00
14	MAHARAHSTRA	-	0.00	-	0.00	-	0.00
15	MANIPUR	-	0.00	2,500	0.05	2,500	0.05
16	MEGHALAYA	1,647	0.02	3,350	0.04	3,650	0.03
17	MIZORAM	-	0.00	-	0.00	-	0.00
18	NAGALAND	-	0.00	-	0.00	-	0.00
19	ODISHA	39,876	0.06	43,248	0.05	42,910	0.05
20	PUNJAB	5,496	0.02	7,000	0.02	7,000	0.02
21	RAJASTHAN	2,51,992	0.24	2,65,001	0.18	2,65,001	0.17
22	SIKKIM	-	0.00	-	0.00	-	0.00
23	TAMIL NADU	-	0.00	-	0.00	-	0.00
24	TELANGANA	-	0.00	-	0.00	-	0.00
25	TRIPURA	-	0.00	-	0.00	-	0.00
26	UTTAR PRADESH	-	0.00	-	0.00	-	0.00
27	UTTARAKHAND	-	0.00	-	0.00	-	0.00
28	WEST BENGAL	5,204	0.00	5,204	0.00	5,256	0.00
TOTAL STATES		**73,86,704**	**0.33**	**1,08,56,069**	**0.43**	**1,06,44,437**	**0.37**
29	A & N ISLANDS	-	0.00	-	0.00	-	0.00
30	CHANDIGARH	-	0.00	-	0.00	-	0.00
31	DADRA & NAGAR HAVELI & DAMAN & DIU	-	0.00	-	0.00	-	0.00
32	DELHI	-	0.00	-	0.00	-	0.00
33	JAMMU & KASHMIR- UT	-	0.00	-	0.00	-	0.00
34	LADAKH	-	0.00	-	0.00	-	0.00
35	LAKSHADWEEP	-	0.00	-	0.00	-	0.00
36	PUDUCHERRY	212	0.01	214	0.01	255	0.01
TOTAL U.T.		**212**	**0.00**	**214**	**0.00**	**255**	**0.00**
TOTAL (STATE & UTs)		**73,86,916**	**0.32**	**1,08,56,382**	**0.41**	**1,06,44,692**	**0.36**

STATEMENT NO. 4.7: BUDGETED EXPENDITURE ON ELEMENTARY EDUCATION (REVENUE ACCOUNT)- TEXT BOOKS

(RUPEES IN THOUSANDS)

S. No.	STATE/UNION TERRITORY	2020-21 (ACTUAL)	% TO TOTAL EXP. ON ELEMENTARY EDUCATION	2021-22 (REVISED ESTIMATE)	% TO TOTAL EXP. ON ELEMENTARY EDUCATION	2022-23 (BUDGET ESTIMATE)	% TO TOTAL EXP. ON ELEMENTARY EDUCATION
(1)	(2)	(3)	(4)	(5)	(6)	(7)	(8)
1	ANDHRA PRADESH	-	0.00	-	0.00	-	0.00
2	ARUNACHAL PRADESH	-	0.00	-	0.00	-	0.00
3	ASSAM	56,031	0.08	1,38,894	0.14	1,31,860	0.15
4	BIHAR	-	0.00	-	0.00	-	0.00
5	CHHATTISGARH	18,182	0.03	6,50,500	0.77	6,73,260	0.73
6	GOA	-	0.00	-	0.00	-	0.00
7	GUJARAT	-	0.00	-	0.00	-	0.00
8	HARYANA	1,22,615	0.15	1,26,800	0.16	1,31,700	0.14
9	HIMACHAL PRADESH	-	0.00	-	0.00	-	0.00
10	JHARKHAND	-	0.00	-	0.00	-	0.00
11	KARNATAKA	-	0.00	-	0.00	-	0.00
12	KERALA	-	0.00	-	0.00	-	0.00
13	MADHYA PRADESH	-	0.00	62,900	0.03	62,900	0.02
14	MAHARAHSTRA	-	0.00	-	0.00	-	0.00
15	MANIPUR	-	0.00	72	0.00	144	0.00
16	MEGHALAYA	-	0.00	-	0.00	-	0.00
17	MIZORAM	-	0.00	-	0.00	-	0.00
18	NAGALAND	20,000	0.24	20,000	0.22	20,000	0.20
19	ODISHA	2,83,609	0.41	3,28,376	0.40	3,43,447	0.39
20	PUNJAB	-	0.00	-	0.00	-	0.00
21	RAJASTHAN	-	0.00	-	0.00	-	0.00
22	SIKKIM	71,000	1.88	75,000	1.93	75,000	1.68
23	TAMIL NADU	8,02,000	0.61	18,19,680	1.22	11,60,000	0.68
24	TELANGANA	-	0.00	-	0.00	-	0.00
25	TRIPURA	-	0.00	-	0.00	-	0.00
26	UTTAR PRADESH	-	0.00	-	0.00	-	0.00
27	UTTARAKHAND	-	0.00	-	0.00	-	0.00
28	WEST BENGAL	18,11,953	1.66	6,88,207	0.61	20,35,573	1.68
TOTAL STATES		**31,85,390**	**0.14**	**39,10,429**	**0.15**	**46,33,884**	**0.16**
29	A & N ISLANDS	-	0.00	-	0.00	-	0.00
30	CHANDIGARH	-	0.00	-	0.00	-	0.00
31	DADRA & NAGAR HAVELI & DAMAN & DIU	-	0.00	-	0.00	-	0.00
32	DELHI	-	0.00	-	0.00	-	0.00
33	JAMMU & KASHMIR- UT	-	0.00	-	0.00	-	0.00
34	LADAKH	-	0.00	-	0.00	-	0.00
35	LAKSHADWEEP	-	0.00	-	0.00	-	0.00
36	PUDUCHERRY	84,364	3.01	1,18,656	3.68	1,37,648	4.05
TOTAL U.T.		**84,364**	**0.12**	**1,18,656**	**0.16**	**1,37,648**	**0.17**
TOTAL (STATE & UTs)		**32,69,754**	**0.14**	**40,29,085**	**0.15**	**47,71,532**	**0.16**

STATEMENT NO. 4.8: BUDGETED EXPENDITURE ON ELEMENTARY EDUCATION (REVENUE ACCOUNT)- NON-FORMAL EDUCATION

(RUPEES IN THOUSANDS)

S. No.	STATE/UNION TERRITORY	2020-21 (ACTUAL)	% TO TOTAL EXP. ON ELEMENTARY EDUCATION	2021-22 (REVISED ESTIMATE)	% TO TOTAL EXP. ON ELEMENTARY EDUCATION	2022-23 (BUDGET ESTIMATE)	% TO TOTAL EXP. ON ELEMENTARY EDUCATION
(1)	(2)	(3)	(4)	(5)	(6)	(7)	(8)
1	ANDHRA PRADESH	-	-	-	-	-	-
2	ARUNACHAL PRADESH	-	-	-	-	-	-
3	ASSAM	-	-	-	-	-	-
4	BIHAR	-	-	-	-	-	-
5	CHHATTISGARH	1,158	0.00	8,200	0.01	8,200	0.01
6	GOA	-	-	-	-	-	-
7	GUJARAT	-	-	-	-	-	-
8	HARYANA	-	-	-	-	-	-
9	HIMACHAL PRADESH	-	-	-	-	-	-
10	JHARKHAND	-	-	-	-	-	-
11	KARNATAKA	-	-	-	-	-	-
12	KERALA	-	-	-	-	-	-
13	MADHYA PRADESH	-	-	-	-	-	-
14	MAHARAHSTRA	-	-	-	-	-	-
15	MANIPUR	-	-	-	-	-	-
16	MEGHALAYA	-	-	-	-	-	-
17	MIZORAM	-	-	-	-	-	-
18	NAGALAND	4,200	0.05	4,200	0.05	21,200	0.21
19	ODISHA	-	-	-	-	-	-
20	PUNJAB	-	-	-	-	-	-
21	RAJASTHAN	6,456	0.01	7,506	0.01	8,256	0.01
22	SIKKIM	-	-	-	-	-	-
23	TAMIL NADU	-	-	-	-	-	-
24	TELANGANA	-	-	-	-	-	-
25	TRIPURA	-	-	-	-	-	-
26	UTTAR PRADESH	1,08,585	0.03	49,371	0.01	63,252	0.01
27	UTTARAKHAND	-	-	-	-	-	-
28	WEST BENGAL	-	-	-	-	-	-
TOTAL STATES		**1,20,399**	**0.01**	**69,277**	**0.00**	**1,00,908**	**0.00**
29	A & N ISLANDS	-	-	-	-	-	-
30	CHANDIGARH	-	-	-	-	-	-
31	DADRA & NAGAR HAVELI & DAMAN & DIU	-	-	-	-	-	-
32	DELHI	-	-	-	-	-	-
33	JAMMU & KASHMIR- UT	-	-	-	-	-	-
34	LADAKH	-	-	-	-	-	-
35	LAKSHADWEEP	-	-	-	-	-	-
36	PUDUCHERRY	-	-	-	-	-	-
TOTAL U.T.		**-**	**-**	**-**	**-**	**-**	**-**
TOTAL (STATE & UTs)		**1,20,399**	**0.01**	**69,277**	**0.00**	**1,00,908**	**0.00**

STATEMENT NO. 4.9: BUDGETED EXPENDITURE ON ELEMENTARY EDUCATION (REVENUE ACCOUNT)
MID DAY MEAL (STATE SHARE)

(RUPEES IN THOUSANDS)

S. No.	STATE/UNION TERRITORY	2020-21 (ACTUAL)	% TO TOTAL EXP. ON ELEMENTARY EDUCATION	2021-22 (REVISED ESTIMATE)	% TO TOTAL EXP. ON ELEMENTARY EDUCATION	2022-23 (BUDGET ESTIMATE)	% TO TOTAL EXP. ON ELEMENTARY EDUCATION
(1)	(2)	(3)	(4)	(5)	(6)	(7)	(8)
1	ANDHRA PRADESH	18,44,198	2.31	30,55,890	3.52	35,42,250	3.72
2	ARUNACHAL PRADESH	-	0.00	23,899	0.23	-	0.00
3	ASSAM	38,81,716	5.35	1,03,76,712	10.24	68,80,473	7.69
4	BIHAR	28,53,139	9.59	46,15,571	11.17	30,16,971	7.13
5	CHHATTISGARH	65,73,585	9.25	72,37,398	8.54	67,96,455	7.40
6	GOA	-	0.00	-	0.00	-	0.00
7	GUJARAT	-	0.00	-	0.00	-	0.00
8	HARYANA	1,44,40,015	17.93	31,68,240	3.94	32,07,000	3.41
9	HIMACHAL PRADESH	8,82,390	2.86	9,37,147	2.89	0	0.00
10	JHARKHAND	22,89,720	2.94	22,60,489	2.50	13,95,587	1.32
11	KARNATAKA	-	0.00	100	0.00	43,28,198	2.64
12	KERALA	28,75,669	4.66	50,64,399	5.22	58,44,475	6.14
13	MADHYA PRADESH	-	0.00	-	0.00	-	0.00
14	MAHARAHSTRA	5,00,000	0.17	12,66,666	0.39	7,47,135	0.21
15	MANIPUR	35,985	0.74	60,992	1.11	36,000	0.67
16	MEGHALAYA	-	0.00	-	0.00	-	0.00
17	MIZORAM	37,827	0.63	42,037	0.60	0	0.00
18	NAGALAND	3,01,710	3.60	2,60,002	2.85	1,80,900	1.79
19	ODISHA	4,75,453	0.69	5,45,201	0.66	4,60,000	0.52
20	PUNJAB	14,00,000	4.56	17,40,552	4.58	18,92,000	4.85
21	RAJASTHAN	25,65,209	2.47	47,00,001	3.25	36,20,001	2.28
22	SIKKIM	-	0.00	-	0.00	-	0.00
23	TAMIL NADU	-	0.00	-	0.00	-	0.00
24	TELANGANA	-	0.00	-	0.00	-	0.00
25	TRIPURA	-	0.00	-	0.00	-	0.00
26	UTTAR PRADESH	88,69,094	2.49	93,52,971	2.30	1,74,20,973	3.07
27	UTTARAKHAND	1,64,086	0.60	5,76,397	1.88	10,82,885	3.05
28	WEST BENGAL	60,62,679	5.54	36,54,563	3.25	76,71,482	6.33
TOTAL STATES		**5,60,52,474**	**2.53**	**5,89,39,227**	**2.32**	**6,81,22,786**	**2.35**
29	A & N ISLANDS	58,887	1.90	78,700	2.38	1,20,000	3.51
30	CHANDIGARH	-	0.00	-	0.00	-	0.00
31	DADRA & NAGAR HAVELI & DAMAN & DIU	-	0.00	-	0.00	-	0.00
32	DELHI	4,85,183	2.89	6,01,352	3.53	9,15,700	4.14
33	JAMMU & KASHMIR UT	64,410	0.14	2,20,000	0.49	1,80,000	0.39
34	LADAKH	-	0.00	-	0.00	-	0.00
35	LAKSHADWEEP	-	0.00	-	0.00	-	0.00
36	PUDUCHERRY	-	0.00	-	0.00	-	0.00
TOTAL U.T.		**6,08,480**	**0.83**	**9,00,052**	**1.20**	**12,15,700**	**1.47**
TOTAL (STATE & UTs)		**5,66,60,954**	**2.47**	**5,98,39,279**	**2.28**	**6,93,38,486**	**2.33**

STATEMENT NO. 4.10: BUDGETED EXPENDITURE ON ELEMENTARY EDUCATION (REVENUE ACCOUNT)- SSA (REVENUE ACCOUNT)

(RUPEES IN THOUSANDS)

S. No.	STATE/UNION TERRITORY	2020-21 (ACTUAL)	% TO TOTAL EXP. ON ELEMENTARY EDUCATION	2021-22 (REVISED ESTIMATE)	% TO TOTAL EXP. ON ELEMENTARY EDUCATION	2022-23 (BUDGET ESTIMATE)	% TO TOTAL EXP. ON ELEMENTARY EDUCATION
(1)	(2)	(3)	(4)	(5)	(6)	(7)	(8)
1	ANDHRA PRADESH	-	0.00	-	0.00	-	0.00
2	ARUNACHAL PRADESH	-	0.00	35,08,959	33.84	-	0.00
3	ASSAM	1,21,91,153	16.79	2,25,98,887	22.30	2,18,11,289	24.38
4	BIHAR	-	0.00	-	0.00	-	0.00
5	CHHATTISGARH	18,35,584	2.58	55,00,000	6.49	50,00,000	5.45
6	GOA	-	0.00	-	0.00	-	0.00
7	GUJARAT	44,983	0.03	44,983	0.03	26,000	0.02
8	HARYANA	19,96,003	2.48	40,00,000	4.97	50,00,000	5.32
9	HIMACHAL PRADESH	16,69,774	5.42	23,56,807	7.26	31,43,100	7.77
10	JHARKHAND	65,98,696	8.47	77,12,569	8.54	44,06,100	4.16
11	KARNATAKA	18,17,585	1.26	24,87,500	1.55	13,42,300	0.82
12	KERALA	33,65,325	5.46	21,42,169	2.21	58,55,000	6.15
13	MADHYA PRADESH	-	0.00	-	0.00	-	0.00
14	MAHARAHSTRA	3,05,511	0.11	6,62,876	0.21	12,52,864	0.35
15	MANIPUR	6,50,486	13.46	1,50,000	2.72	-	0.00
16	MEGHALAYA	-	0.00	-	0.00	3,45,000	3.31
17	MIZORAM	-	0.00	-	0.00	-	0.00
18	NAGALAND	20,80,389	24.83	24,38,309	26.77	26,60,360	26.35
19	ODISHA	-	0.00	-	0.00	-	0.00
20	PUNJAB	29,20,528	9.51	32,79,787	8.64	36,01,910	9.23
21	RAJASTHAN	5,45,41,386	52.50	7,00,01,745	48.38	7,83,94,609	49.31
22	SIKKIM	-	0.00	-	0.00	-	0.00
23	TAMIL NADU	-	0.00	82,00,000	5.48	92,32,338	5.41
24	TELANGANA	-	0.00	6,37,780	1.31	4,73,745	0.79
25	TRIPURA	1,03,496	27.84	66,483	26.22	63,000	22.31
26	UTTAR PRADESH	2,45,32,078	6.88	4,61,59,938	11.33	9,70,79,343	17.11
27	UTTARAKHAND	-	0.00	-	0.00	-	0.00
28	WEST BENGAL	41,76,905	3.82	73,17,997	6.50	61,34,055	5.06
TOTAL STATES		**11,88,29,881**	**5.36**	**18,92,66,789**	**7.44**	**24,58,21,013**	**8.48**
29	A & N ISLANDS	-	0.00	-	0.00	-	0.00
30	CHANDIGARH	-	0.00	-	0.00	-	0.00
31	DADRA & NAGAR HAVELI & DAMAN & DIU	-	0.00	-	0.00	-	0.00
32	DELHI	11,19,745	6.68	19,50,000	11.44	28,80,000	13.03
33	JAMMU & KASHMIR- UT	-	0.00	-	0.00	-	0.00
34	LADAKH	-	0.00	-	0.00	-	0.00
35	LAKSHADWEEP	-	0.00	-	0.00	-	0.00
36	PUDUCHERRY	-	0.00	-	0.00	-	0.00
TOTAL U.T.		**11,19,745**	**1.53**	**19,50,000**	**2.59**	**28,80,000**	**3.49**
TOTAL (STATE & UTs)		**11,99,49,626**	**5.24**	**19,12,16,789**	**7.30**	**24,87,01,013**	**8.34**

SSA:- Sarva Shiksha Abhiyan

STATEMENT NO. 4.12: BUDGETED EXPENDITURE ON ELEMENTARY EDUCATION (REVENUE ACCOUNT)- OTHER EXPENDITURE

(RUPEES IN THOUSANDS)

S. No.	STATE/UNION TERRITORY	2020-21 (ACTUAL)	% TO TOTAL EXP. ON ELEMENTARY EDUCATION	2021-22 (REVISED ESTIMATE)	% TO TOTAL EXP. ON ELEMENTARY EDUCATION	2022-23 (BUDGET ESTIMATE)	% TO TOTAL EXP. ON ELEMENTARY EDUCATION
(1)	(2)	(3)	(4)	(5)	(6)	(7)	(8)
1	ANDHRA PRADESH	1,35,983	0.17	9,34,919	1.08	5,86,906	0.62
2	ARUNACHAL PRADESH	8,25,709	12.20	7,05,500	6.80	14,92,555	18.77
3	ASSAM	1,22,34,505	16.85	1,37,67,610	13.59	10,91,716	1.22
4	BIHAR	53,497	0.18	1,21,500	0.29	96,500	0.23
5	CHHATTISGARH	9,200	0.01	38,000	0.04	38,000	0.04
6	GOA	4,14,596	12.09	6,23,364	16.44	7,31,422	16.42
7	GUJARAT	1,05,94,677	7.02	1,05,47,207	6.52	1,02,70,975	6.06
8	HARYANA	36,37,844	4.52	87,44,487	10.86	64,98,001	6.92
9	HIMACHAL PRADESH	20,88,123	6.77	25,46,007	7.84	29,99,109	7.42
10	JHARKHAND	67,56,060	8.68	87,16,652	9.65	90,32,593	8.53
11	KARNATAKA	4,62,262	0.32	14,02,518	0.87	11,98,940	0.73
12	KERALA	40,000	0.06	40,000	0.04	40,000	0.04
13	MADHYA PRADESH	-	0.00	1,60,413	0.07	6	0.00
14	MAHARAHSTRA	23,11,44,710	79.67	25,07,58,288	77.85	27,69,90,571	78.32
15	MANIPUR	1,080	0.02	6,430	0.12	15,000	0.28
16	MEGHALAYA	10	0.00	25	0.00	9	0.00
17	MIZORAM	73,149	1.21	2,68,132	3.83	-	0.00
18	NAGALAND	-	0.00	-	0.00	-	0.00
19	ODISHA	21,68,714	3.16	5,95,266	0.72	6,27,819	0.71
20	PUNJAB	3,22,765	1.05	10,38,850	2.74	7,47,775	1.92
21	RAJASTHAN	4,21,45,704	40.57	6,31,57,735	43.65	7,01,79,881	44.15
22	SIKKIM	1,48,451	3.93	77,000	1.98	88,000	1.98
23	TAMIL NADU	88,53,325	6.70	93,92,098	6.27	82,62,306	4.84
24	TELANGANA	26,446	0.06	62,354	0.13	64,481	0.11
25	TRIPURA	1,79,420	48.27	88,900	35.06	1,12,100	39.70
26	UTTAR PRADESH	1,20,69,947	3.38	1,10,29,933	2.71	1,44,09,451	2.54
27	UTTARAKHAND	960	0.00	1,213	0.00	1,225	0.00
28	WEST BENGAL	62,80,760	5.74	66,47,937	5.91	99,27,393	8.19
TOTAL STATES		**34,06,67,897**	**15.36**	**39,14,72,339**	**15.39**	**41,55,02,734**	**14.33**
29	A & N ISLANDS	2,47,244	8.00	2,54,800	7.70	2,73,700	8.00
30	CHANDIGARH	35,696	1.64	36,974	1.61	40,185	1.65
31	DADRA & NAGAR HAVELI & DAMAN & DIU	557	0.06	-	0.00	-	0.00
32	DELHI	-	0.00	-	0.00	-	0.00
33	JAMMU & KASHMIR- UT	-	0.00	-	0.00	-	0.00
34	LADAKH	-	0.00	-	0.00	-	0.00
35	LAKSHADWEEP	-	0.00	-	0.00	-	0.00
36	PUDUCHERRY	26,28,693	93.78	30,07,182	93.15	31,02,416	91.22
TOTAL U.T.		**29,12,190**	**3.98**	**32,98,956**	**4.39**	**34,16,301**	**4.14**
TOTAL (STATE & UTs)		**34,35,80,087**	**15.00**	**39,47,71,295**	**15.07**	**41,89,19,035**	**14.05**

STATEMENT NO. 5: BUDGETED EXPENDITURE ON SECONDARY EDUCATION (REVENUE ACCOUNT)- TOTAL EXPENDITURE

(RUPEES IN THOUSANDS)

S. No.	STATE/UNION TERRITORY	2020-21 (ACTUAL)	% TO TOTAL EXP. ON EDUCATION	2021-22 (REVISED ESTIMATE)	% TO TOTAL EXP. ON EDUCATION	2022-23 (BUDGET ESTIMATE)	% TO TOTAL EXP. ON EDUCATION
(1)	(2)	(3)	(4)	(5)	(6)	(7)	(8)
1	ANDHRA PRADESH	8,62,80,635	44.30	9,29,56,657	44.34	11,62,88,291	48.02
2	ARUNACHAL PRADESH	27,80,713	23.36	32,13,370	20.74	42,11,525	30.82
3	ASSAM	4,16,15,052	28.81	5,13,05,926	27.56	6,47,07,046	33.69
4	BIHAR	3,08,87,324	27.19	7,04,42,465	36.74	5,35,64,241	34.66
5	CHHATTISGARH	4,55,35,735	36.36	5,71,41,897	37.17	6,11,43,425	36.94
6	GOA	94,63,054	52.86	1,21,50,046	54.14	1,25,42,078	51.63
7	GUJARAT	6,09,27,731	24.50	6,96,38,294	25.85	7,05,02,253	25.58
8	HARYANA	3,84,47,381	26.81	5,30,45,681	34.06	7,07,85,102	37.55
9	HIMACHAL PRADESH	2,50,94,269	40.35	2,97,29,845	42.86	3,22,57,664	40.14
10	JHARKHAND	1,53,71,307	13.68	2,31,21,808	17.02	2,46,99,792	16.03
11	KARNATAKA	6,99,83,751	27.52	7,88,73,755	27.69	8,21,85,758	27.50
12	KERALA	6,55,19,274	40.40	10,43,45,587	42.46	10,15,63,814	41.54
13	MADHYA PRADESH	4,34,57,528	15.24	4,52,42,094	15.06	5,53,84,655	15.46
14	MAHARAHSTRA	22,47,07,900	37.17	24,57,07,024	36.19	27,72,13,898	36.53
15	MANIPUR	38,47,226	31.21	51,29,299	30.88	54,59,321	31.55
16	MEGHALAYA	42,51,258	26.93	58,57,342	31.25	48,38,302	24.75
17	MIZORAM	37,44,685	29.18	40,38,006	28.21	37,87,034	28.49
18	NAGALAND	59,65,672	36.34	72,04,881	38.61	77,95,752	37.83
19	ODISHA	4,79,90,430	34.14	6,64,59,913	38.16	7,02,02,968	37.30
20	PUNJAB	7,11,27,048	62.93	8,14,13,883	62.50	8,47,73,770	61.44
21	RAJASTHAN	19,64,94,802	61.58	22,87,37,968	57.77	24,91,66,062	57.62
22	SIKKIM	56,63,974	50.68	59,89,982	51.95	64,46,411	51.60
23	TAMIL NADU	13,71,74,520	39.33	15,49,21,763	42.43	16,79,40,166	41.83
24	TELANGANA	4,60,87,341	43.67	5,15,13,670	43.31	6,28,93,511	42.80
25	TRIPURA	1,07,52,741	84.43	1,38,22,045	85.01	1,54,83,550	85.02
26	UTTAR PRADESH	8,03,08,246	17.15	9,89,45,228	18.24	13,01,16,800	17.48
27	UTTARAKHAND	3,23,24,118	46.87	3,73,88,222	48.55	4,24,86,079	47.56
28	WEST BENGAL	16,44,71,028	50.57	17,28,67,886	49.70	18,14,04,994	49.55
TOTAL STATES		**1,57,02,74,743**	**35.28**	**1,87,12,04,537**	**36.21**	**2,05,98,44,262**	**35.76**
29	A & N ISLANDS	20,87,536	35.28	21,46,650	34.46	22,37,550	34.11
30	CHANDIGARH	16,97,912	26.58	19,29,169	28.30	20,71,040	28.23
31	DADRA & NAGAR HAVELI & DAMAN & DIU	8,52,049	40.07	10,58,000	39.13	12,09,230	43.35
32	DELHI	6,93,08,302	73.99	8,66,42,841	74.84	9,25,03,130	71.70
33	JAMMU & KASHMIR- UT	6,07,89,815	51.34	4,64,36,910	43.37	5,09,92,907	44.72
34	LADAKH	19,15,591	42.01	28,66,400	47.76	30,38,700	47.10
35	LAKSHADWEEP	6,12,356	45.73	6,39,000	46.57	6,98,000	46.55
36	PUDUCHERRY	27,46,319	33.69	33,56,381	34.30	33,84,810	33.68
TOTAL U.T.		**14,00,09,880**	**58.18**	**14,50,75,351**	**56.72**	**15,61,35,367**	**56.22**
TOTAL (STATE & UTs)		**1,71,02,84,623**	**36.45**	**2,01,62,79,888**	**37.18**	**2,21,59,79,629**	**36.71**
CENTRE TOTAL		**12,79,66,900**	**10.78**	**18,67,77,500**	**12.32**	**25,14,52,600**	**15.15**
GRAND TOTAL		**1,83,82,51,523**	**31.27**	**2,20,30,57,388**	**31.75**	**2,46,74,32,229**	**32.06**

STATEMENT NO. 5.1: BUDGETED EXPENDITURE ON SECONDARY EDUCATION (REVENUE ACCOUNT) - DIRECTION, INSPECTION & ADMINISTRATION

(RUPEES IN THOUSANDS)

S. No.	STATE/UNION TERRITORY	2020-21 (ACTUAL)	% TO TOTAL EXP. ON SECONDARY EDUCATION	2021-22 (REVISED ESTIMATE)	% TO TOTAL EXP. ON SECONDARY EDUCATION	2022-23 (BUDGET ESTIMATE)	% TO TOTAL EXP. ON SECONDARY EDUCATION
(1)	(2)	(3)	(4)	(5)	(6)	(7)	(8)
1	ANDHRA PRADESH	-	0.00	-	0.00	-	0.00
2	ARUNACHAL PRADESH	-	0.00	-	0.00	-	0.00
3	ASSAM	12,86,078	3.09	24,13,547	4.70	24,01,014	3.71
4	BIHAR	19,79,454	6.41	32,55,314	4.62	32,74,333	6.11
5	CHHATTISGARH	-	0.00	-	0.00	-	0.00
6	GOA	-	0.00	102	0.00	-	0.00
7	GUJARAT	14,95,487	2.45	13,56,441	1.95	7,93,217	1.13
8	HARYANA	14,70,504	3.82	19,43,901	3.66	32,34,900	4.57
9	HIMACHAL PRADESH	3,46,968	1.38	4,10,616	1.38	4,56,571	1.42
10	JHARKHAND	2,60,107	1.69	3,16,773	1.37	3,12,355	1.26
11	KARNATAKA	8,54,246	1.22	10,28,705	1.30	18,42,069	2.24
12	KERALA	21,09,663	3.22	29,56,441	2.83	28,86,581	2.84
13	MADHYA PRADESH	3,07,283	0.71	34,31,599	7.58	33,32,038	6.02
14	MAHARAHSTRA	4,70,332	0.21	5,78,867	0.24	6,27,054	0.23
15	MANIPUR	5,211	0.14	7,437	0.14	45,604	0.84
16	MEGHALAYA	1,06,039	2.49	2,43,008	4.15	1,29,436	2.68
17	MIZORAM	45,622	1.22	54,480	1.35	44,633	1.18
18	NAGALAND	9,57,303	16.05	15,66,295	21.74	15,79,638	20.26
19	ODISHA	3,71,870	0.77	5,06,591	0.76	5,01,521	0.71
20	PUNJAB	5,67,774	0.80	6,44,576	0.79	5,48,956	0.65
21	RAJASTHAN	14,12,752	0.72	16,35,114	0.71	17,87,062	0.72
22	SIKKIM	5,89,479	10.41	5,01,252	8.37	4,69,675	7.29
23	TAMIL NADU	19,99,385	1.46	23,36,733	1.51	27,18,000	1.62
24	TELANGANA	-	0.00	1,395	0.00	2,716	0.00
25	TRIPURA	18,400	0.17	17,550	0.13	17,300	0.11
26	UTTAR PRADESH	15,49,817	1.93	17,18,665	1.74	22,47,785	1.73
27	UTTARAKHAND	7,56,656	2.34	7,81,497	2.09	10,09,147	2.38
28	WEST BENGAL	21,67,394	1.32	14,04,620	0.81	12,18,687	0.67
TOTAL STATES		**2,11,27,823**	**1.35**	**2,91,11,519**	**1.56**	**3,14,80,292**	**1.53**
29	A & N ISLANDS	-	0.00	-	0.00	-	0.00
30	CHANDIGARH	1,16,011	6.83	1,96,038	10.16	2,05,100	9.90
31	DADRA & NAGAR HAVELI & DAMAN & DIU	6,26,450	73.52	7,12,850	67.38	8,37,430	69.25
32	DELHI	2,66,964	0.39	5,89,650	0.68	6,89,480	0.75
33	JAMMU & KASHMIR- UT	5,98,34,947	98.43	4,54,40,460	97.85	5,00,25,118	98.10
34	LADAKH	-	0.00	-	0.00	-	0.00
35	LAKSHADWEEP	-	0.00	-	0.00	-	0.00
36	PUDUCHERRY	96,965	3.53	1,15,009	3.43	1,20,114	3.55
TOTAL U.T.		**6,09,41,337**	**43.53**	**4,70,54,007**	**32.43**	**5,18,77,242**	**33.23**
TOTAL (STATE & UTs)		**8,20,69,160**	**4.80**	**7,61,65,526**	**3.78**	**8,33,57,534**	**3.76**

STATEMENT NO. 5.2: BUDGETED EXPENDITURE ON SECONDARY EDUCATION (REVENUE ACCOUNT) - GOVERNMENT SECONDARY SCHOOLS

(RUPEES IN THOUSANDS)

S. No.	STATE/UNION TERRITORY	2020-21 (ACTUAL)	% TO TOTAL EXP. ON SECONDARY EDUCATION	2021-22 (REVISED ESTIMATE)	% TO TOTAL EXP. ON SECONDARY EDUCATION	2022-23 (BUDGET ESTIMATE)	% TO TOTAL EXP. ON SECONDARY EDUCATION
(1)	(2)	(3)	(4)	(5)	(6)	(7)	(8)
1	ANDHRA PRADESH	1,31,04,408	15.19	1,26,35,165	13.59	1,78,14,623	15.32
2	ARUNACHAL PRADESH	27,79,713	99.96	30,46,731	94.81	33,24,175	78.93
3	ASSAM	7,76,675	1.87	8,85,331	1.73	9,63,320	1.49
4	BIHAR	77,59,114	25.12	1,10,57,378	15.70	86,24,101	16.10
5	CHHATTISGARH	4,39,21,742	96.46	5,50,69,697	96.37	5,89,29,735	96.38
6	GOA	8,59,821	9.09	10,62,132	8.74	11,24,200	8.96
7	GUJARAT	31,34,183	5.14	42,18,021	6.06	44,50,790	6.31
8	HARYANA	3,46,64,866	90.16	4,18,20,300	78.84	5,24,83,200	74.14
9	HIMACHAL PRADESH	2,21,61,876	88.31	2,62,35,070	88.24	2,83,77,924	87.97
10	JHARKHAND	1,09,95,798	71.53	1,41,66,849	61.27	1,77,76,035	71.97
11	KARNATAKA	92,34,999	13.20	1,18,12,156	14.98	1,22,08,980	14.86
12	KERALA	2,49,57,195	38.09	3,95,79,960	37.93	3,72,69,650	36.70
13	MADHYA PRADESH	3,20,42,666	73.73	3,83,42,824	84.75	4,83,45,155	87.29
14	MAHARAHSTRA	76,403	0.03	2,03,740	0.08	4,49,019	0.16
15	MANIPUR	33,61,378	87.37	44,72,660	87.20	49,90,522	91.41
16	MEGHALAYA	8,81,205	20.73	14,35,402	24.51	10,82,678	22.38
17	MIZORAM	21,19,854	56.61	24,48,438	60.63	23,22,315	61.32
18	NAGALAND	45,41,593	76.13	51,75,316	71.83	57,14,525	73.30
19	ODISHA	2,22,06,379	46.27	3,08,71,870	46.45	3,42,46,307	48.78
20	PUNJAB	6,21,74,859	87.41	7,08,73,561	87.05	7,45,56,447	87.95
21	RAJASTHAN	17,01,36,588	86.59	19,51,78,169	85.33	20,97,05,180	84.16
22	SIKKIM	-	0.00	10,000	0.17	5,000	0.08
23	TAMIL NADU	9,82,69,833	71.64	10,67,77,129	68.92	12,42,71,622	74.00
24	TELANGANA	87,06,982	18.89	88,47,186	17.17	1,24,26,870	19.76
25	TRIPURA	60,071	0.56	8,05,100	5.82	11,93,982	7.71
26	UTTAR PRADESH	89,85,914	11.19	1,99,60,221	20.17	2,80,42,594	21.55
27	UTTARAKHAND	2,67,12,088	82.64	3,14,33,175	84.07	3,51,25,207	82.67
28	WEST BENGAL	16,48,826	1.00	19,08,155	1.10	22,13,932	1.22
TOTAL STATES		**61,62,75,030**	**39.25**	**74,03,31,736**	**39.56**	**82,80,38,088**	**40.20**
29	A & N ISLANDS	17,67,890	84.69	17,79,900	82.92	18,29,000	81.74
30	CHANDIGARH	14,42,313	84.95	15,94,681	82.66	16,96,040	81.89
31	DADRA & NAGAR HAVELI & DAMAN & DIU	83,889	9.85	13,600	1.29	21,800	1.80
32	DELHI	5,81,53,114	83.90	6,84,22,424	78.97	7,58,19,150	81.96
33	JAMMU & KASHMIR- UT	8,07,377	1.33	8,40,160	1.81	7,98,329	1.57
34	LADAKH	18,37,279	95.91	27,28,100	95.18	28,95,500	95.29
35	LAKSHADWEEP	6,10,533	99.70	6,36,500	99.61	6,96,000	99.71
36	PUDUCHERRY	22,34,755	81.37	26,73,218	79.65	27,56,870	81.45
TOTAL U.T.		**6,69,37,150**	**47.81**	**7,86,88,583**	**54.24**	**8,65,12,689**	**55.41**
TOTAL (STATE & UTs)		**68,32,12,180**	**39.95**	**81,90,20,319**	**40.62**	**91,45,50,777**	**41.27**

STATEMENT NO. 5.3: BUDGETED EXPENDITURE ON SECONDARY EDUCATION (REVENUE ACCOUNT) - ASSISTANCE TO NON-GOVT. SECONDARY SCHOOLS

(RUPEES IN THOUSANDS)

S. No.	STATE/UNION TERRITORY	2020-21 (ACTUAL)	% TO TOTAL EXP. ON SECONDARY EDUCATION	2021-22 (REVISED ESTIMATE)	% TO TOTAL EXP. ON SECONDARY EDUCATION	2022-23 (BUDGET ESTIMATE)	% TO TOTAL EXP. ON SECONDARY EDUCATION
(1)	(2)	(3)	(4)	(5)	(6)	(7)	(8)
1	ANDHRA PRADESH	42,34,465	4.91	39,82,123	4.28	45,28,194	3.89
2	ARUNACHAL PRADESH	-	0.00	-	0.00	-	0.00
3	ASSAM	3,42,07,793	82.20	4,04,76,504	78.89	5,45,69,980	84.33
4	BIHAR	29,72,593	9.62	73,01,101	10.36	46,25,001	8.63
5	CHHATTISGARH	13,31,973	2.93	17,36,800	3.04	19,00,610	3.11
6	GOA	80,24,360	84.80	97,55,000	80.29	1,03,53,510	82.55
7	GUJARAT	5,14,23,417	84.40	5,92,51,424	85.08	5,93,72,917	84.21
8	HARYANA	8,06,817	2.10	11,02,800	2.08	20,52,800	2.90
9	HIMACHAL PRADESH	7,258	0.03	1,037	0.00	0	0.00
10	JHARKHAND	14,62,372	9.51	19,51,686	8.44	17,73,102	7.18
11	KARNATAKA	62,24,341	8.89	63,84,306	8.09	64,42,700	7.84
12	KERALA	3,67,15,442	56.04	6,03,98,619	57.88	5,99,04,680	58.98
13	MADHYA PRADESH	-	0.00	-	0.00	-	0.00
14	MAHARAHSTRA	21,43,44,046	95.39	23,30,69,088	94.86	26,19,87,483	94.51
15	MANIPUR	1,61,304	4.19	1,81,010	3.53	1,69,169	3.10
16	MEGHALAYA	32,16,906	75.67	32,78,192	55.97	33,77,276	69.80
17	MIZORAM	12,26,314	32.75	11,07,532	27.43	13,11,826	34.64
18	NAGALAND	3,500	0.06	3,500	0.05	3,500	0.04
19	ODISHA	2,03,01,663	42.30	2,07,62,385	31.24	2,41,06,003	34.34
20	PUNJAB	23,92,269	3.36	22,57,800	2.77	24,09,800	2.84
21	RAJASTHAN	4,05,678	0.21	3,10,615	0.14	50,100	0.02
22	SIKKIM	-	0.00	-	0.00	-	0.00
23	TAMIL NADU	3,30,10,209	24.06	3,57,83,971	23.10	3,19,31,165	19.01
24	TELANGANA	22,60,622	4.91	30,12,987	5.85	27,43,597	4.36
25	TRIPURA	8,20,574	7.63	60,924	0.44	12,000	0.08
26	UTTAR PRADESH	6,75,55,589	84.12	7,45,61,901	75.36	9,67,63,903	74.37
27	UTTARAKHAND	46,05,271	14.25	46,06,012	12.32	50,11,880	11.80
28	WEST BENGAL	14,92,50,026	90.75	15,47,67,727	89.53	15,96,22,982	87.99
TOTAL STATES		**64,69,64,802**	**41.20**	**72,61,05,044**	**38.80**	**79,50,24,178**	**38.60**
29	A & N ISLANDS	-	0.00	-	0.00	-	0.00
30	CHANDIGARH	88,420	5.21	80,000	4.15	90,000	4.35
31	DADRA & NAGAR HAVELI & DAMAN & DIU	1,29,359	15.18	1,71,500	16.21	1,67,000	13.81
32	DELHI	80,52,610	11.62	1,00,11,000	11.55	90,00,000	9.73
33	JAMMU & KASHMIR- UT	-	0.00	-	0.00	-	0.00
34	LADAKH	-	0.00	-	0.00	-	0.00
35	LAKSHADWEEP	-	0.00	-	0.00	-	0.00
36	PUDUCHERRY	4,10,122	14.93	5,61,484	16.73	4,98,830	14.74
TOTAL U.T.		**86,80,511**	**6.20**	**1,08,23,984**	**7.46**	**97,55,830**	**6.25**
TOTAL (STATE & UTs)		**65,56,45,313**	**38.34**	**73,69,29,028**	**36.55**	**80,47,80,008**	**36.32**

STATEMENT NO. 5.4: BUDGETED EXPENDITURE ON SECONDARY EDUCATION (REVENUE ACCOUNT) - ASSISTANCE TO LOCAL BODIES FOR SECONDARY SCHOOLS

(RUPEES IN THOUSANDS)

S. No.	STATE/UNION TERRITORY	2020-21 (ACTUAL)	% TO TOTAL EXP. ON SECONDARY EDUCATION	2021-22 (REVISED ESTIMATE)	% TO TOTAL EXP. ON SECONDARY EDUCATION	2022-23 (BUDGET ESTIMATE)	% TO TOTAL EXP. ON SECONDARY EDUCATION
(1)	(2)	(3)	(4)	(5)	(6)	(7)	(8)
1	ANDHRA PRADESH	6,36,96,531	73.82	6,67,54,838	71.81	7,98,00,719	68.62
2	ARUNACHAL PRADESH	-	0.00	-	0.00	-	0.00
3	ASSAM	-	0.00	-	0.00	-	0.00
4	BIHAR	1,27,49,140	41.28	2,22,83,922	31.63	2,67,40,706	49.92
5	CHHATTISGARH	2,82,020	0.62	50,000	0.09	15,000	0.02
6	GOA	-	0.00	-	0.00	-	0.00
7	GUJARAT	16,55,152	2.72	18,47,833	2.65	20,68,175	2.93
8	HARYANA	-	0.00	-	0.00	-	0.00
9	HIMACHAL PRADESH	-	0.00	-	0.00	-	0.00
10	JHARKHAND	-	0.00	-	0.00	-	0.00
11	KARNATAKA	5,26,47,552	75.23	5,86,03,088	74.30	6,14,92,009	74.82
12	KERALA	33,202	0.05	13,000	0.01	14,000	0.01
13	MADHYA PRADESH	-	0.00	-	0.00	-	0.00
14	MAHARAHSTRA	-	0.00	-	0.00	-	0.00
15	MANIPUR	-	0.00	170	0.00	600	0.01
16	MEGHALAYA	-	0.00	-	0.00	-	0.00
17	MIZORAM	-	0.00	-	0.00	-	0.00
18	NAGALAND	-	0.00	-	0.00	-	0.00
19	ODISHA	-	0.00	-	0.00	-	0.00
20	PUNJAB	-	0.00	-	0.00	-	0.00
21	RAJASTHAN	-	0.00	-	0.00	-	0.00
22	SIKKIM	-	0.00	-	0.00	-	0.00
23	TAMIL NADU	-	0.00	-	0.00	-	0.00
24	TELANGANA	3,38,94,418	73.54	3,57,92,953	69.48	4,43,40,604	70.50
25	TRIPURA	-	0.00	-	0.00	-	0.00
26	UTTAR PRADESH	-	0.00	-	0.00	-	0.00
27	UTTARAKHAND	-	0.00	-	0.00	-	0.00
28	WEST BENGAL	-	0.00	-	0.00	-	0.00
TOTAL STATES		**16,49,58,015**	**10.51**	**18,53,45,804**	**9.91**	**21,44,71,813**	**10.41**
29	A & N ISLANDS	1,53,075	7.33	1,73,000	8.06	1,82,000	8.13
30	CHANDIGARH	-	0.00	-	0.00	-	0.00
31	DADRA & NAGAR HAVELI & DAMAN & DIU	-	0.00	-	0.00	-	0.00
32	DELHI	-	0.00	-	0.00	-	0.00
33	JAMMU & KASHMIR- UT	-	0.00	-	0.00	-	0.00
34	LADAKH	-	0.00	-	0.00	-	0.00
35	LAKSHADWEEP	-	0.00	-	0.00	-	0.00
36	PUDUCHERRY	-	0.00	-	0.00	-	0.00
TOTAL U.T.		**1,53,075**	**0.11**	**1,73,000**	**0.12**	**1,82,000**	**0.12**
TOTAL (STATE & UTs)		**16,51,11,090**	**9.65**	**18,55,18,804**	**9.20**	**21,46,53,813**	**9.69**

STATEMENT NO. 5.5: BUDGETED EXPENDITURE ON SECONDARY EDUCATION (REVENUE ACCOUNT) - SCHOLARSHIPS

(RUPEES IN THOUSANDS)

S. No.	STATE/UNION TERRITORY	2020-21 (ACTUAL)	% TO TOTAL EXP. ON SECONDARY EDUCATION	2021-22 (REVISED ESTIMATE)	% TO TOTAL EXP. ON SECONDARY EDUCATION	2022-23 (BUDGET ESTIMATE)	% TO TOTAL EXP. ON SECONDARY EDUCATION
(1)	(2)	(3)	(4)	(5)	(6)	(7)	(8)
1	ANDHRA PRADESH	53,886	0.06	13,062	0.01	36,400	0.03
2	ARUNACHAL PRADESH	-	0.00	6,139	0.19	10,000	0.24
3	ASSAM	337	0.00	5,223	0.01	3,223	0.00
4	BIHAR	44,76,440	14.49	2,33,08,300	33.09	94,85,000	17.71
5	CHHATTISGARH	-	0.00	-	0.00	-	0.00
6	GOA	5,023	0.05	9,500	0.08	7,600	0.06
7	GUJARAT	-	0.00	-	0.00	-	0.00
8	HARYANA	11,292	0.03	39,55,140	7.46	37,84,900	5.35
9	HIMACHAL PRADESH	66,632	0.27	63,300	0.21	85,000	0.26
10	JHARKHAND	-	0.00	-	0.00	-	0.00
11	KARNATAKA	91,308	0.13	95,000	0.12	-	0.00
12	KERALA	78,594	0.12	46,144	0.04	91,964	0.09
13	MADHYA PRADESH	-	0.00	-	0.00	-	0.00
14	MAHARAHSTRA	6,405	0.00	78,900	0.03	98,000	0.04
15	MANIPUR	9,624	0.25	18,024	0.35	18,024	0.33
16	MEGHALAYA	-	0.00	1,790	0.03	-	0.00
17	MIZORAM	-	0.00	-	0.00	-	0.00
18	NAGALAND	2,000	0.03	2,000	0.03	2,000	0.03
19	ODISHA	95,405	0.20	1,03,840	0.16	1,03,840	0.15
20	PUNJAB	83,267	0.12	1,30,598	0.16	7,42,589	0.88
21	RAJASTHAN	12,74,818	0.65	16,48,049	0.72	16,14,025	0.65
22	SIKKIM	15,418	0.27	3,947	0.07	2,186	0.03
23	TAMIL NADU	11,621	0.01	25,822	0.02	25,822	0.02
24	TELANGANA	-	0.00	9,500	0.02	9,500	0.02
25	TRIPURA	13,292	0.12	20,400	0.15	18,743	0.12
26	UTTAR PRADESH	3,601	0.00	7,149	0.01	7,149	0.01
27	UTTARAKHAND	2,113	0.01	1,384	0.00	12,709	0.03
28	WEST BENGAL	37,658	0.02	18,667	0.01	58,800	0.03
TOTAL STATES		**63,38,733**	**0.40**	**2,95,71,878**	**1.58**	**1,62,17,474**	**0.79**
29	A & N ISLANDS	295	0.01	2,000	0.09	8,000	0.36
30	CHANDIGARH	-	0.00	-	0.00	-	0.00
31	DADRA & NAGAR HAVELI & DAMAN & DIU	-	0.00	-	0.00	-	0.00
32	DELHI	-	0.00	-	0.00	80,000	0.09
33	JAMMU & KASHMIR- UT	1,47,491	0.24	1,50,290	0.32	1,63,460	0.32
34	LADAKH	-	0.00	-	0.00	-	0.00
35	LAKSHADWEEP	-	0.00	-	0.00	-	0.00
36	PUDUCHERRY	470	0.02	102	0.00	109	0.00
TOTAL U.T.		**1,48,256**	**0.11**	**1,52,392**	**0.11**	**2,51,569**	**0.16**
TOTAL (STATE & UTs)		**64,86,989**	**0.38**	**2,97,24,270**	**1.47**	**1,64,69,043**	**0.74**

STATEMENT NO. 5.6: BUDGETED EXPENDITURE ON SECONDARY EDUCATION (REVENUE ACCOUNT) - TEACHER'S TRAINING

(RUPEES IN THOUSANDS)

S. No.	STATE/UNION TERRITORY	2020-21 (ACTUAL)	% TO TOTAL EXP. ON SECONDARY EDUCATION	2021-22 (REVISED ESTIMATE)	% TO TOTAL EXP. ON SECONDARY EDUCATION	2022-23 (BUDGET ESTIMATE)	% TO TOTAL EXP. ON SECONDARY EDUCATION
(1)	(2)	(3)	(4)	(5)	(6)	(7)	(8)
1	ANDHRA PRADESH	3,50,394	0.41	5,40,180	0.58	6,85,376	0.59
2	ARUNACHAL PRADESH	-	0.00	-	0.00	-	0.00
3	ASSAM	2,076	0.00	2,330	0.00	2,700	0.00
4	BIHAR	-	0.00	91,000	0.13	10,000	0.02
5	CHHATTISGARH	-	0.00	-	0.00	-	0.00
6	GOA	-	0.00	-	0.00	-	0.00
7	GUJARAT	11,325	0.02	10,353	0.01	6,145	0.01
8	HARYANA	2,59,594	0.68	7,75,200	1.46	9,62,600	1.36
9	HIMACHAL PRADESH	-	0.00	-	0.00	-	0.00
10	JHARKHAND	-	0.00	-	0.00	-	0.00
11	KARNATAKA	-	0.00	-	0.00	-	0.00
12	KERALA	8,109	0.01	13,410	0.01	74,500	0.07
13	MADHYA PRADESH	1,58,191	0.36	3,03,368	0.67	4,06,660	0.73
14	MAHARAHSTRA	10,33,057	0.46	14,70,443	0.60	16,33,370	0.59
15	MANIPUR	3,731	0.10	11,060	0.22	11,060	0.20
16	MEGHALAYA	21,906	0.52	22,950	0.39	23,003	0.48
17	MIZORAM	1,11,482	2.98	1,13,390	2.81	1,03,549	2.73
18	NAGALAND	3,58,108	6.00	3,46,048	4.80	3,93,708	5.05
19	ODISHA	3,94,145	0.82	2,65,444	0.40	2,54,608	0.36
20	PUNJAB	989	0.00	1,500	0.00	81,800	0.10
21	RAJASTHAN	-	0.00	-	0.00	-	0.00
22	SIKKIM	-	0.00	-	0.00	-	0.00
23	TAMIL NADU	64,796	0.05	2,87,014	0.19	3,49,856	0.21
24	TELANGANA	91,594	0.20	1,00,624	0.20	1,20,572	0.19
25	TRIPURA	90,89,003	84.53	1,21,28,794	87.75	1,33,46,876	86.20
26	UTTAR PRADESH	1,998	0.00	11,288	0.01	16,600	0.01
27	UTTARAKHAND	30,600	0.09	29,119	0.08	38,497	0.09
28	WEST BENGAL	14,067	0.01	15,461	0.01	16,164	0.01
TOTAL STATES		**1,20,05,165**	**0.76**	**1,65,38,976**	**0.88**	**1,85,37,644**	**0.90**
29	A & N ISLANDS	-	0.00	-	0.00	-	0.00
30	CHANDIGARH	51,168	3.01	58,450	3.03	79,900	3.86
31	DADRA & NAGAR HAVELI & DAMAN & DIU	100	0.01	-	0.00	-	0.00
32	DELHI	77,585	0.11	4,47,000	0.52	6,22,500	0.67
33	JAMMU & KASHMIR- UT	-	0.00	-	0.00	-	0.00
34	LADAKH	78,312	4.09	1,38,300	4.82	1,43,200	4.71
35	LAKSHADWEEP	-	0.00	-	0.00	-	0.00
36	PUDUCHERRY	-	0.00	-	0.00	-	0.00
TOTAL U.T.		**2,07,165**	**0.15**	**6,43,750**	**0.44**	**8,45,600**	**0.54**
TOTAL (STATE & UTs)		**1,22,12,330**	**0.71**	**1,71,82,726**	**0.85**	**1,93,83,244**	**0.87**

STATEMENT NO. 5.7: BUDGETED EXPENDITURE ON SECONDARY EDUCATION (REVENUE ACCOUNT) - TEXT BOOKS

(RUPEES IN THOUSANDS)

S. No.	STATE/UNION TERRITORY	2020-21 (ACTUAL)	% TO TOTAL EXP. ON SECONDARY EDUCATION	2021-22 (REVISED ESTIMATE)	% TO TOTAL EXP. ON SECONDARY EDUCATION	2022-23 (BUDGET ESTIMATE)	% TO TOTAL EXP. ON SECONDARY EDUCATION
(1)	(2)	(3)	(4)	(5)	(6)	(7)	(8)
1	ANDHRA PRADESH	71,004	0.08	69,588	0.07	79,892	0.07
2	ARUNACHAL PRADESH	-	0.00	-	0.00	-	0.00
3	ASSAM	-	0.00	-	0.00	-	0.00
4	BIHAR	-	0.00	-	0.00	-	0.00
5	CHHATTISGARH	-	0.00	2,85,400	0.50	2,98,080	0.49
6	GOA	-	0.00	-	0.00	-	0.00
7	GUJARAT	5,31,360	0.87	3,82,500	0.55	5,50,000	0.78
8	HARYANA	-	0.00	-	0.00	-	0.00
9	HIMACHAL PRADESH	-	0.00	-	0.00	-	0.00
10	JHARKHAND	-	0.00	-	0.00	-	0.00
11	KARNATAKA	-	0.00	-	0.00	-	0.00
12	KERALA	12,11,739	1.85	8,30,690	0.80	6,80,507	0.67
13	MADHYA PRADESH	-	0.00	3,002	0.01	97,502	0.18
14	MAHARAHSTRA	-	0.00	-	0.00	-	0.00
15	MANIPUR	-	0.00	-	0.00	-	0.00
16	MEGHALAYA	-	0.00	-	0.00	-	0.00
17	MIZORAM	-	0.00	-	0.00	-	0.00
18	NAGALAND	18,500	0.31	19,959	0.28	10,000	0.13
19	ODISHA	-	0.00	-	0.00	-	0.00
20	PUNJAB	80,000	0.11	3,34,673	0.41	3,16,001	0.37
21	RAJASTHAN	-	0.00	-	0.00	-	0.00
22	SIKKIM	-	0.00	-	0.00	-	0.00
23	TAMIL NADU	6,65,000	0.48	14,09,246	0.91	9,72,000	0.58
24	TELANGANA	6,33,805	1.38	6,72,594	1.31	7,81,377	1.24
25	TRIPURA	4,569	0.04	-	0.00	-	0.00
26	UTTAR PRADESH	-	0.00	-	0.00	-	0.00
27	UTTARAKHAND	55,166	0.17	58,772	0.16	4,68,187	1.10
28	WEST BENGAL	12,64,609	0.77	5,82,393	0.34	16,29,530	0.90
TOTAL STATES		**45,35,752**	**0.29**	**46,48,817**	**0.25**	**58,83,076**	**0.29**
29	A & N ISLANDS	14,888	0.71	16,850	0.78	18,150	0.81
30	CHANDIGARH	-	0.00	-	0.00	-	0.00
31	DADRA & NAGAR HAVELI & DAMAN & DIU	-	0.00	-	0.00	-	0.00
32	DELHI	12,72,158	1.84	15,84,100	1.83	11,94,300	1.29
33	JAMMU & KASHMIR	-					
34	LADAKH	-	0.00	-	0.00	-	0.00
35	LAKSHADWEEP	-	0.00	-	0.00	-	0.00
36	PUDUCHERRY	-	0.00	-	0.00	-	0.00
TOTAL U.T.		**12,87,046**	**0.92**	**16,00,950**	**1.10**	**12,12,450**	**0.78**
TOTAL (STATE & UTs)		**58,22,798**	**0.34**	**62,49,767**	**0.31**	**70,95,526**	**0.32**

STATEMENT NO. 5.8: BUDGETED EXPENDITURE ON SECONDARY EDUCATION (REVENUE ACCOUNT) - VOCATIONAL EDUCATION

(RUPEES IN THOUSANDS)

S. No.	STATE/UNION TERRITORY	2020-21 (ACTUAL)	% TO TOTAL EXP. ON SECONDARY EDUCATION	2021-22 (REVISED ESTIMATE)	% TO TOTAL EXP. ON SECONDARY EDUCATION	2022-23 (BUDGET ESTIMATE)	% TO TOTAL EXP. ON SECONDARY EDUCATION
(1)	(2)	(3)	(4)	(5)	(6)	(7)	(8)
1	ANDHRA PRADESH	-	0.00	-	0.00	-	0.00
2	ARUNACHAL PRADESH	-	0.00	-	0.00	-	0.00
3	ASSAM	-	0.00	-	0.00	-	0.00
4	BIHAR	32,500	0.11	50,000	0.07	20,000	0.04
5	CHHATTISGARH	-	0.00	-	0.00	-	0.00
6	GOA	-	0.00	-	0.00	-	0.00
7	GUJARAT	-	0.00	-	0.00	-	0.00
8	HARYANA	-	0.00	-	0.00	-	0.00
9	HIMACHAL PRADESH	-	0.00	-	0.00	-	0.00
10	JHARKHAND	-	0.00	-	0.00	-	0.00
11	KARNATAKA	-	0.00	-	0.00	-	0.00
12	KERALA	-	0.00	-	0.00	-	0.00
13	MADHYA PRADESH	-	0.00	-	0.00	-	0.00
14	MAHARAHSTRA	-	0.00	-	0.00	-	0.00
15	MANIPUR	-	0.00	-	0.00	900	0.02
16	MEGHALAYA	-	0.00	-	0.00	-	0.00
17	MIZORAM	9,242	0.25	6,070	0.15	4,611	0.12
18	NAGALAND	-	0.00	-	0.00	-	0.00
19	ODISHA	-	0.00	-	0.00	-	0.00
20	PUNJAB	-	0.00	-	0.00	-	0.00
21	RAJASTHAN	-	0.00	-	0.00	-	0.00
22	SIKKIM	-	0.00	-	0.00	-	0.00
23	TAMIL NADU	-	0.00	-	0.00	-	0.00
24	TELANGANA	-	0.00	-	0.00	-	0.00
25	TRIPURA	-	0.00	-	0.00	-	0.00
26	UTTAR PRADESH	-	0.00	-	0.00	-	0.00
27	UTTARAKHAND	-	0.00	-	0.00	-	0.00
28	WEST BENGAL	-	0.00	-	0.00	-	0.00
TOTAL STATES		**41,742**	**0.00**	**56,070**	**0.00**	**25,511**	**0.00**
29	A & N ISLANDS	-	0.00	-	0.00	-	0.00
30	CHANDIGARH	-	0.00	-	0.00	-	0.00
31	DADRA & NAGAR HAVELI & DAMAN & DIU	-	0.00	-	0.00	-	0.00
32	DELHI	-	0.00	-	0.00	-	0.00
33	JAMMU & KASHMIR- UT	-	0.00	-	0.00	-	0.00
34	LADAKH	-	0.00	-	0.00	-	0.00
35	LAKSHADWEEP	-	0.00	-	0.00	-	0.00
36	PUDUCHERRY	-	0.00	-	0.00	-	0.00
TOTAL U.T.		**-**	**0.00**	**-**	**0.00**	**-**	**0.00**
TOTAL (STATE & UTs)		**41,742**	**0.00**	**56,070**	**0.00**	**25,511**	**0.00**

STATEMENT NO. 5.9: BUDGETED EXPENDITURE ON SECONDARY EDUCATION (REVENUE ACCOUNT) - OTHER EXPENDITURE

(RUPEES IN THOUSANDS)

S. No.	STATE/UNION TERRITORY	2020-21 (ACTUAL)	% TO TOTAL EXP. ON SECONDARY EDUCATION	2021-22 (REVISED ESTIMATE)	% TO TOTAL EXP. ON SECONDARY EDUCATION	2022-23 (BUDGET ESTIMATE)	% TO TOTAL EXP. ON SECONDARY EDUCATION
(1)	(2)	(3)	(4)	(5)	(6)	(7)	(8)
1	ANDHRA PRADESH	47,69,947	5.53	89,61,701	9.64	1,33,43,087	11.47
2	ARUNACHAL PRADESH	1,000	0.04	1,60,500	4.99	8,77,350	20.83
3	ASSAM	53,42,093	12.84	75,22,991	14.66	67,66,809	10.46
4	BIHAR	9,18,083	2.97	30,95,450	4.39	7,85,100	1.47
5	CHHATTISGARH	-	0.00	-	0.00	-	0.00
6	GOA	5,73,850	6.06	13,23,312	10.89	10,56,768	8.43
7	GUJARAT	26,76,807	4.39	25,71,722	3.69	32,61,009	4.63
8	HARYANA	12,34,308	3.21	34,48,340	6.50	82,66,702	11.68
9	HIMACHAL PRADESH	25,11,535	10.01	30,19,822	10.16	33,38,169	10.35
10	JHARKHAND	26,53,030	17.26	66,86,500	28.92	48,38,300	19.59
11	KARNATAKA	9,31,305	1.33	9,50,500	1.21	2,00,000	0.24
12	KERALA	4,05,330	0.62	5,07,323	0.49	6,41,932	0.63
13	MADHYA PRADESH	1,09,49,388	25.20	31,61,301	6.99	32,03,300	5.78
14	MAHARAHSTRA	87,77,657	3.91	1,03,05,986	4.19	1,24,18,972	4.48
15	MANIPUR	3,05,978	7.95	4,38,938	8.56	2,23,442	4.09
16	MEGHALAYA	25,203	0.59	8,76,000	14.96	2,25,909	4.67
17	MIZORAM	2,32,171	6.20	3,08,096	7.63	100	0.00
18	NAGALAND	84,668	1.42	91,763	1.27	92,381	1.19
19	ODISHA	46,20,968	9.63	1,39,49,783	20.99	1,09,90,689	15.66
20	PUNJAB	58,27,890	8.19	71,71,175	8.81	61,18,177	7.22
21	RAJASTHAN	2,32,64,966	11.84	2,99,66,021	13.10	3,60,09,695	14.45
22	SIKKIM	50,59,077	89.32	54,74,783	91.40	59,69,550	92.60
23	TAMIL NADU	31,53,676	2.30	83,01,848	5.36	76,71,701	4.57
24	TELANGANA	4,99,920	1.08	30,76,431	5.97	24,68,275	3.92
25	TRIPURA	7,46,832	6.95	7,89,277	5.71	8,94,649	5.78
26	UTTAR PRADESH	22,11,327	2.75	26,86,004	2.71	30,38,769	2.34
27	UTTARAKHAND	1,62,224	0.50	4,78,263	1.28	8,20,452	1.93
28	WEST BENGAL	1,00,88,448	6.13	1,41,70,863	8.20	1,66,44,899	9.18
TOTAL STATES		**9,80,27,681**	**6.24**	**13,94,94,693**	**7.45**	**15,01,66,186**	**7.29**
29	A & N ISLANDS	1,51,388	7.25	1,74,900	8.15	2,00,400	8.96
30	CHANDIGARH	-	0.00	-	0.00	-	0.00
31	DADRA & NAGAR HAVELI & DAMAN & DIU	12,251	1.44	1,60,050	15.13	1,83,000	15.13
32	DELHI	14,85,871	2.14	55,88,667	6.45	50,97,700	5.51
33	JAMMU & KASHMIR- UT	-	0.00	6,000	0.01	6,000	0.01
34	LADAKH	-	0.00	-	0.00	-	0.00
35	LAKSHADWEEP	1,823	0.30	2,500	0.39	2,000	0.29
36	PUDUCHERRY	4,007	0.15	6,568	0.20	8,887	0.26
TOTAL U.T.		**16,55,340**	**1.18**	**59,38,685**	**4.09**	**54,97,987**	**3.52**
TOTAL (STATE & UTs)		**9,96,83,021**	**5.83**	**14,54,33,378**	**7.21**	**15,56,64,173**	**7.02**

STATEMENT NO. 6: BUDGETED EXPENDITURE ON ADULT EDUCATION (REVENUE ACCOUNT)- TOTAL EXPENDITURE

(RUPEES IN THOUSANDS)

S. No.	STATE/UNION TERRITORY	2020-21 (ACTUAL)	% TO TOTAL EXP. ON EDUCATION	2021-22 (REVISED ESTIMATE)	% TO TOTAL EXP. ON EDUCATION	2022-23 (BUDGET ESTIMATE)	% TO TOTAL EXP. ON EDUCATION
(1)	(2)	(3)	(4)	(5)	(6)	(7)	(8)
1	ANDHRA PRADESH	1,41,912	0.07	1,31,267	0.06	1,52,239	0.06
2	ARUNACHAL PRADESH	7,48,177	6.28	98,884	0.64	1,43,220	1.05
3	ASSAM	2,45,124	0.17	2,47,638	0.13	3,16,033	0.16
4	BIHAR	45,22,413	3.98	45,31,476	2.36	30,21,775	1.96
5	CHHATTISGARH	-	0.00	-	0.00	-	0.00
6	GOA	12,920	0.07	23,700	0.11	19,750	0.08
7	GUJARAT	12,642	0.01	48,360	0.02	18,268	0.01
8	HARYANA	3,640	0.00	43,500	0.03	1,05,000	0.06
9	HIMACHAL PRADESH	20,080	0.03	-	0.00	400	0.00
10	JHARKHAND	-	0.00	-	0.00	-	0.00
11	KARNATAKA	17,488	0.01	20,622	0.01	19,600	0.01
12	KERALA	1,95,217	0.12	2,40,424	0.10	2,51,500	0.10
13	MADHYA PRADESH	-	0.00	-	0.00	-	0.00
14	MAHARAHSTRA	1,48,847	0.02	1,82,514	0.03	2,84,892	0.04
15	MANIPUR	57,431	0.47	53,155	0.32	48,715	0.28
16	MEGHALAYA	73,234	0.46	1,28,443	0.69	1,01,362	0.52
17	MIZORAM	35,623	0.28	41,657	0.29	38,528	0.29
18	NAGALAND	11,361	0.07	1,281	0.01	60	0.00
19	ODISHA	-	0.00	-	0.00	-	0.00
20	PUNJAB	2,374	0.00	14,173	0.01	14,200	0.01
21	RAJASTHAN	1,23,877	0.04	1,14,120	0.03	1,35,783	0.03
22	SIKKIM	-	0.00	500	0.00	500	0.00
23	TAMIL NADU	48,491	0.01	18,887	0.01	51,691	0.01
24	TELANGANA	65,586	0.06	60,512	0.05	83,508	0.06
25	TRIPURA	-	0.00	-	0.00	-	0.00
26	UTTAR PRADESH	-	0.00	-	0.00	-	0.00
27	UTTARAKHAND	-	0.00	-	0.00	-	0.00
28	WEST BENGAL	42,927	0.01	45,044	0.01	76,374	0.02
TOTAL STATES		**65,29,363**	**0.15**	**60,46,157**	**0.12**	**48,83,398**	**0.08**
29	A & N ISLANDS	10,954	0.19	12,800	0.21	13,700	0.21
30	CHANDIGARH	10,378	0.16	11,150	0.16	11,200	0.15
31	DADRA & NAGAR HAVELI & DAMAN & DIU	3,358	0.16	3,610	0.13	3,910	0.14
32	DELHI	-	0.00	-	0.00	-	0.00
33	JAMMU & KASHMIR- UT	-	0.00	10,000	0.01	25,000	0.02
34	LADAKH	-	0.00	-	0.00	-	0.00
35	LAKSHADWEEP	-	0.00	-	0.00	-	0.00
36	PUDUCHERRY	4,799	0.06	11,078	0.11	11,450	0.11
TOTAL U.T.		**29,489**	**0.01**	**48,638**	**0.02**	**65,260**	**0.02**
TOTAL (STATE & UTs)		**65,58,852**	**0.14**	**60,94,795**	**0.11**	**49,48,658**	**0.08**
CENTRE TOTAL		**8,03,600**	**0.07**	**53,600**	**0.00**	**12,99,800**	**0.08**
GRAND TOTAL		**73,62,452**	**0.13**	**61,48,395**	**0.09**	**62,48,458**	**0.08**

STATEMENT NO. 6.1: BUDGETED EXPENDITURE ON ADULT EDUCATION (REVENUE ACCOUNT)- DIRECTION, INSPECTION & ADMINISTRATION

(RUPEES IN THOUSANDS)

S. No.	STATE/UNION TERRITORY	2020-21 (ACTUAL)	% TO TOTAL EXP. ON ADULT EDUCATION	2021-22 (REVISED ESTIMATE)	% TO TOTAL EXP. ON ADULT EDUCATION	2022-23 (BUDGET ESTIMATE)	% TO TOTAL EXP. ON ADULT EDUCATION
(1)	(2)	(3)	(4)	(5)	(6)	(7)	(8)
1	ANDHRA PRADESH	1,41,912	100.00	1,31,267	100.00	1,52,239	100.00
2	ARUNACHAL PRADESH	94,067	12.57	98,884	100.00	1,23,220	86.04
3	ASSAM	2,10,658	85.94	2,28,625	92.32	2,41,033	76.27
4	BIHAR	20,813	0.46	29,876	0.66	21,775	0.72
5	CHHATTISGARH	-	0.00	-	0.00	-	0.00
6	GOA	-	0.00	-	0.00	-	0.00
7	GUJARAT	919	7.27	1,090	2.25	1,220	6.68
8	HARYANA	-	0.00	-	0.00	-	0.00
9	HIMACHAL PRADESH	-	0.00	-	0.00	-	0.00
10	JHARKHAND	-	0.00	-	0.00	-	0.00
11	KARNATAKA	17,488	100.00	20,622	100.00	19,600	100.00
12	KERALA	53,999	27.66	86,751	36.08	71,500	28.43
13	MADHYA PRADESH	-	0.00	-	0.00	-	0.00
14	MAHARAHSTRA	-	0.00	-	0.00	-	0.00
15	MANIPUR	57,431	100.00	53,155	100.00	48,715	100.00
16	MEGHALAYA	4,433	6.05	11,300	8.80	7,118	7.02
17	MIZORAM	32,925	92.43	38,337	92.03	36,275	94.15
18	NAGALAND	-	0.00	-	0.00	-	0.00
19	ODISHA	-	0.00	-	0.00	-	0.00
20	PUNJAB	-	0.00	-	0.00	-	0.00
21	RAJASTHAN	-	0.00	-	0.00	-	0.00
22	SIKKIM	-	0.00	-	0.00	-	0.00
23	TAMIL NADU	17,346	35.77	18,882	99.97	21,689	41.96
24	TELANGANA	65,586	100.00	60,512	100.00	83,508	100.00
25	TRIPURA	-	0.00	-	0.00	-	0.00
26	UTTAR PRADESH	-	0.00	-	0.00	-	0.00
27	UTTARAKHAND	-	0.00	-	0.00	-	0.00
28	WEST BENGAL	30,701	71.52	30,414	67.52	42,989	56.29
TOTAL STATES		**7,48,278**	**11.46**	**8,09,715**	**13.39**	**8,70,881**	**17.83**
29	A & N ISLANDS	-	0.00	-	0.00	-	0.00
30	CHANDIGARH	10,378	100.00	11,150	100.00	11,200	100.00
31	DADRA & NAGAR HAVELI & DAMAN & DIU	-	0.00	-	0.00	-	0.00
32	DELHI	-	0.00	-	0.00	-	0.00
33	JAMMU & KASHMIR- UT	-	0.00	-	0.00	-	0.00
34	LADAKH	-	0.00	-	0.00	-	0.00
35	LAKSHADWEEP	-	0.00	-	0.00	-	0.00
36	PUDUCHERRY	-	0.00	-	0.00	-	0.00
TOTAL U.T.		**10,378**	**35.19**	**11,150**	**22.92**	**11,200**	**17.16**
TOTAL (STATE & UTs)		**7,58,656**	**11.57**	**8,20,865**	**13.47**	**8,82,081**	**17.82**

STATEMENT NO. 6.2: BUDGETED EXPENDITURE ON ADULT EDUCATION (REVENUE ACCOUNT)- RURAL FUNCTIONAL LITERACY PROGRAMME

(RUPEES IN THOUSANDS)

S. No.	STATE/UNION TERRITORY	2020-21 (ACTUAL)	% TO TOTAL EXP. ON ADULT EDUCATION	2021-22 (REVISED ESTIMATE)	% TO TOTAL EXP. ON ADULT EDUCATION	2022-23 (BUDGET ESTIMATE)	% TO TOTAL EXP. ON ADULT EDUCATION
(1)	(2)	(3)	(4)	(5)	(6)	(7)	(8)
1	ANDHRA PRADESH	-	0.00	-	0.00	-	0.00
2	ARUNACHAL PRADESH	-	0.00	-	0.00	-	0.00
3	ASSAM	-	0.00	-	0.00	75,000	23.73
4	BIHAR	-	0.00	-	0.00	-	0.00
5	CHHATTISGARH	-	0.00	-	0.00	-	0.00
6	GOA	-	0.00	-	0.00	-	0.00
7	GUJARAT	11,723	92.73	15,327	31.69	17,005	93.09
8	HARYANA	-	0.00	-	0.00	-	0.00
9	HIMACHAL PRADESH	-	0.00	-	0.00	-	0.00
10	JHARKHAND	-	0.00	-	0.00	-	0.00
11	KARNATAKA	-	0.00	-	0.00	-	0.00
12	KERALA	1,41,218	72.34	1,53,673	63.92	1,80,000	71.57
13	MADHYA PRADESH	-	0.00	-	0.00	-	0.00
14	MAHARAHSTRA	-	0.00	-	0.00	-	0.00
15	MANIPUR	-	0.00	-	0.00	-	0.00
16	MEGHALAYA	-	0.00	250.00	0.19	-	0.00
17	MIZORAM	2,589	7.27	2,250	5.40	2,133	5.54
18	NAGALAND	21	0.18	21	1.64	60	100.00
19	ODISHA	-	0.00	-	0.00	-	0.00
20	PUNJAB	-	0.00	-	0.00	-	0.00
21	RAJASTHAN	-	0.00	-	0.00	-	0.00
22	SIKKIM	-	0.00	-	0.00	-	0.00
23	TAMIL NADU	-	0.00	-	0.00	-	0.00
24	TELANGANA	-	0.00	-	0.00	-	0.00
25	TRIPURA	-	0.00	-	0.00	-	0.00
26	UTTAR PRADESH	-	0.00	-	0.00	-	0.00
27	UTTARAKHAND	-	0.00	-	0.00	-	0.00
28	WEST BENGAL	-	0.00	-	0.00	-	0.00
TOTAL STATES		**1,55,551**	**2.38**	**1,71,521**	**2.84**	**2,74,198**	**5.61**
29	A & N ISLANDS	-	0.00	-	0.00	-	0.00
30	CHANDIGARH	-	0.00	-	0.00	-	0.00
31	DADRA & NAGAR HAVELI & DAMAN & DIU	-	0.00	-	0.00	-	0.00
32	DELHI	-	0.00	-	0.00	-	0.00
33	JAMMU & KASHMIR- UT	-	0.00	-	0.00	-	0.00
34	LADAKH	-	0.00	-	0.00	-	0.00
35	LAKSHADWEEP	-	0.00	-	0.00	-	0.00
36	PUDUCHERRY	-	0.00	-	0.00	-	0.00
TOTAL U.T.		**-**	**0.00**	**-**	**0.00**	**-**	**0.00**
TOTAL (STATE & UTs)		**1,55,551**	**2.37**	**1,71,521**	**2.81**	**2,74,198**	**5.54**

STATEMENT NO. 6.4: BUDGETED EXPENDITURE ON ADULT EDUCATION (REVENUE ACCOUNT)- OTHER ADULT EDUCATION PROGRAMME

(RUPEES IN THOUSANDS)

S. No.	STATE/UNION TERRITORY	2020-21 (ACTUAL)	% TO TOTAL EXP. ON ADULT EDUCATION	2021-22 (REVISED ESTIMATE)	% TO TOTAL EXP. ON ADULT EDUCATION	2022-23 (BUDGET ESTIMATE)	% TO TOTAL EXP. ON ADULT EDUCATION
(1)	(2)	(3)	(4)	(5)	(6)	(7)	(8)
1	ANDHRA PRADESH	-	0.00	-	0.00	-	0.00
2	ARUNACHAL PRADESH	-	0.00	-	0.00	-	0.00
3	ASSAM	-	0.00	-	0.00	-	0.00
4	BIHAR	5,01,600	11.09	5,01,600	11.07	-	0.00
5	CHHATTISGARH	-	0.00	-	0.00	-	0.00
6	GOA	12,920	100.00	23,700	100.00	19,750	100.00
7	GUJARAT	-	0.00	25,155	52.02	31	0.17
8	HARYANA	-	0.00	-	0.00	-	0.00
9	HIMACHAL PRADESH	17,394	86.62	-	0.00	200	50.00
10	JHARKHAND	-	0.00	-	0.00	-	0.00
11	KARNATAKA	-	0.00	-	0.00	-	0.00
12	KERALA	-	0.00	-	0.00	-	0.00
13	MADHYA PRADESH	-	0.00	-	0.00	-	0.00
14	MAHARAHSTRA	44,381	29.82	51,816	28.39	83,180	29.20
15	MANIPUR	-	0.00	-	0.00	-	0.00
16	MEGHALAYA	68,800	93.95	1,16,893	91.01	94,244	92.98
17	MIZORAM	109	0.31	1,070	2.57	120	0.31
18	NAGALAND	11,340	99.82	1,260	98.36	-	0.00
19	ODISHA	-	0.00	-	0.00	-	0.00
20	PUNJAB	2,374	100.00	9,523	67.19	7,800	54.93
21	RAJASTHAN	1,05,010	84.77	1,05,631	92.56	1,24,088	91.39
22	SIKKIM	-	0.00	500	100.00	500	100.00
23	TAMIL NADU	31,145	64.23	3	0.02	20,792	40.22
24	TELANGANA	-	0.00	-	0.00	-	0.00
25	TRIPURA	-	0.00	-	0.00	-	0.00
26	UTTAR PRADESH	-	0.00	-	0.00	-	0.00
27	UTTARAKHAND	-	0.00	-	0.00	-	0.00
28	WEST BENGAL	9,351	21.78	9,197	20.42	22,972	30.08
TOTAL STATES		**8,04,424**	**12.32**	**8,46,348**	**14.00**	**3,73,677**	**7.65**
29	A & N ISLANDS	8,465	77.28	9,800	76.56	10,600	77.37
30	CHANDIGARH	-	0.00	-	0.00	-	0.00
31	DADRA & NAGAR HAVELI & DAMAN & DIU	3,358	100.00	3,610	100.00	3,910	100.00
32	DELHI	-	0.00	-	0.00	-	0.00
33	JAMMU & KASHMIR- UT	-	0.00	10,000	100.00	25,000	100.00
34	LADAKH	-	0.00	-	0.00	-	0.00
35	LAKSHADWEEP	-	0.00	-	0.00	-	0.00
36	PUDUCHERRY	4,799	100.00	11,076	99.98	11,450	100.00
TOTAL U.T.		**16,622**	**56.37**	**34,486**	**70.90**	**50,960**	**78.09**
TOTAL (STATE & UTs)		**8,21,046**	**12.52**	**8,80,834**	**14.45**	**4,24,637**	**8.58**

STATEMENT NO. 6.5: BUDGETED EXPENDITURE ON ADULT EDUCATION (REVENUE ACCOUNT)- OTHER EXPENDITURE

(RUPEES IN THOUSANDS)

S. No.	STATE/UNION TERRITORY	2020-21 (ACTUAL)	% TO TOTAL EXP. ON ADULT EDUCATION	2021-22 (REVISED ESTIMATE)	% TO TOTAL EXP. ON ADULT EDUCATION	2022-23 (BUDGET ESTIMATE)	% TO TOTAL EXP. ON ADULT EDUCATION
(1)	(2)	(3)	(4)	(5)	(6)	(7)	(8)
1	ANDHRA PRADESH	-	0.00	-	0.00	-	0.00
2	ARUNACHAL PRADESH	6,54,110	87.43	-	0.00	20,000	13.96
3	ASSAM	34,466	14.06	19,013	7.68	-	0.00
4	BIHAR	40,00,000	88.45	40,00,000	88.27	30,00,000	99.28
5	CHHATTISGARH	-	0.00	-	0.00	-	0.00
6	GOA	-	0.00	-	0.00	-	0.00
7	GUJARAT	-	0.00	6,788	14.04	12	0.07
8	HARYANA	3,640	100.00	43,500	100.00	1,05,000	100.00
9	HIMACHAL PRADESH	2,686	13.38	-	0.00	200	50.00
10	JHARKHAND	-	0.00	-	0.00	-	0.00
11	KARNATAKA	-	0.00	-	0.00	-	0.00
12	KERALA	-	0.00	-	0.00	-	0.00
13	MADHYA PRADESH	-	0.00	-	0.00	-	0.00
14	MAHARAHSTRA	1,04,466	70.18	1,30,698	71.61	2,01,712	70.80
15	MANIPUR	-	0.00	-	0.00	-	0.00
16	MEGHALAYA	-	0.00	-	0.00	-	0.00
17	MIZORAM	-	0.00	-	0.00	-	0.00
18	NAGALAND	-	0.00	-	0.00	-	0.00
19	ODISHA	-	0.00	-	0.00	-	0.00
20	PUNJAB	-	0.00	4,650	32.81	6,400	45.07
21	RAJASTHAN	18,867	15.23	8,489	7.44	11,695	8.61
22	SIKKIM	-	0.00	-	0.00	-	0.00
23	TAMIL NADU	-	0.00	2	0.01	9,210	17.82
24	TELANGANA	-	0.00	-	0.00	-	0.00
25	TRIPURA	-	0.00	-	0.00	-	0.00
26	UTTAR PRADESH	-	0.00	-	0.00	-	0.00
27	UTTARAKHAND	-	0.00	-	0.00	-	0.00
28	WEST BENGAL	2,875	6.70	5,433	12.06	10,413	13.63
TOTAL STATES		**48,21,110**	**73.84**	**42,18,573**	**69.77**	**33,64,642**	**68.90**
29	A & N ISLANDS	2,489	22.72	3,000	23.44	3,100	22.63
30	CHANDIGARH	-	0.00	-	0.00	-	0.00
31	DADRA & NAGAR HAVELI & DAMAN & DIU	-	0.00	-	0.00	-	0.00
32	DELHI	-	0.00	-	0.00	-	0.00
33	JAMMU & KASHMIR- UT	-	0.00	-	0.00	-	0.00
34	LADAKH	-	0.00	-	0.00	-	0.00
35	LAKSHADWEEP	-	0.00	-	0.00	-	0.00
36	PUDUCHERRY	-	0.00	2	0.02	-	0.00
TOTAL U.T.		**2,489**	**8.44**	**3,002**	**6.17**	**3,100**	**4.75**
TOTAL (STATE & UTs)		**48,23,599**	**73.54**	**42,21,575**	**69.27**	**33,67,742**	**68.05**

STATEMENT NO. 7: BUDGETED EXPENDITURE ON UNIVERSITY/SCHOLARSHIP/DL EDUCATION (REVENUE ACCOUNT)- TOTAL EXPENDITURE

(RUPEES IN THOUSANDS)

S. No.	STATE/UNION TERRITORY	2020-21 (ACTUAL)	% TO TOTAL EXP. ON EDUCATION	2021-22 (REVISED ESTIMATE)	% TO TOTAL EXP. ON EDUCATION	2022-23 (BUDGET ESTIMATE)	% TO TOTAL EXP. ON EDUCATION
(1)	(2)	(3)	(4)	(5)	(6)	(7)	(8)
1	ANDHRA PRADESH	2,16,14,427	11.10	2,28,80,680	10.91	2,29,72,907	9.49
2	ARUNACHAL PRADESH	12,96,891	10.89	15,24,756	9.84	10,10,125	7.39
3	ASSAM	2,46,94,233	17.09	2,60,84,277	14.01	3,05,67,301	15.92
4	BIHAR	4,04,85,167	35.64	6,43,32,028	33.55	4,36,35,091	28.24
5	CHHATTISGARH	70,11,088	5.60	99,02,125	6.44	1,03,37,630	6.25
6	GOA	37,67,332	21.04	43,25,068	19.27	50,88,623	20.95
7	GUJARAT	2,37,04,867	9.53	2,39,83,258	8.90	1,90,77,347	6.92
8	HARYANA	1,87,75,435	13.09	1,82,92,510	11.75	1,96,67,803	10.43
9	HIMACHAL PRADESH	53,73,311	8.64	62,01,238	8.94	66,61,920	8.29
10	JHARKHAND	1,56,93,612	13.97	1,67,37,114	12.32	1,80,70,414	11.73
11	KARNATAKA	2,95,75,128	11.63	3,07,43,808	10.79	3,62,50,236	12.13
12	KERALA	2,50,12,140	15.42	3,14,89,529	12.81	3,38,95,336	13.86
13	MADHYA PRADESH	2,20,81,686	7.74	2,70,32,246	9.00	2,91,05,037	8.12
14	MAHARAHSTRA	6,80,18,700	11.25	7,50,32,752	11.05	8,75,00,815	11.53
15	MANIPUR	31,24,329	25.34	50,80,097	30.58	51,99,990	30.05
16	MEGHALAYA	18,65,156	11.82	31,83,305	16.98	33,52,482	17.15
17	MIZORAM	18,66,982	14.55	19,26,913	13.46	18,96,780	14.27
18	NAGALAND	10,99,999	6.70	12,00,559	6.43	15,88,896	7.71
19	ODISHA	2,08,22,932	14.81	2,10,04,683	12.06	2,52,92,598	13.44
20	PUNJAB	90,66,396	8.02	82,94,973	6.37	1,09,34,785	7.92
21	RAJASTHAN	1,33,66,358	4.19	1,49,99,409	3.79	1,62,61,482	3.76
22	SIKKIM	5,05,164	4.52	5,94,969	5.16	6,72,687	5.38
23	TAMIL NADU	3,33,50,665	9.56	3,36,97,389	9.23	3,81,34,342	9.50
24	TELANGANA	1,34,67,500	12.76	1,49,51,959	12.57	1,90,36,547	12.95
25	TRIPURA	15,32,365	12.03	20,85,041	12.82	23,13,800	12.70
26	UTTAR PRADESH	2,38,09,653	5.08	2,73,04,198	5.03	3,52,36,536	4.73
27	UTTARAKHAND	57,33,065	8.31	54,98,986	7.14	68,74,307	7.69
28	WEST BENGAL	4,22,89,481	13.00	4,47,63,226	12.87	4,65,42,905	12.71
TOTAL STATES		**47,90,04,061**	**10.76**	**54,31,47,096**	**10.51**	**57,71,78,722**	**10.02**
29	A & N ISLANDS	3,74,474	6.33	4,00,280	6.43	5,15,650	7.86
30	CHANDIGARH	14,09,615	22.06	13,04,232	19.13	14,99,897	20.44
31	DADRA & NAGAR HAVELI & DAMAN & DIU	99,782	4.69	2,32,730	8.61	1,87,500	6.72
32	DELHI	32,82,854	3.50	48,68,389	4.21	74,64,400	5.79
33	JAMMU & KASHMIR- UT	1,17,40,670	9.92	1,37,50,882	12.84	1,45,30,973	12.74
34	LADAKH	3,17,761	6.97	3,18,900	5.31	3,62,100	5.61
35	LAKSHADWEEP	1,45,153	10.84	1,05,000	7.65	1,20,000	8.00
36	PUDUCHERRY	14,03,266	17.21	17,89,736	18.29	17,29,658	17.21
TOTAL U.T.		**1,87,73,575**	**7.80**	**2,27,70,149**	**8.90**	**2,64,10,178**	**9.51**
TOTAL (STATE & UTs)		**49,77,77,636**	**10.61**	**56,59,17,245**	**10.43**	**60,35,88,900**	**10.00**
CENTRAL TOTAL		**17,02,67,800**	**14.35**	**33,72,79,300**	**22.26**	**30,68,78,700**	**18.49**
GRAND TOTAL		**66,80,45,436**	**11.36**	**90,31,96,545**	**13.02**	**91,04,67,600**	**11.83**

STATEMENT NO. 7.1: BUDGETED EXPENDITURE ON UNIVERSITY/SCHOLARSHIP/DL EDUCATION (REVENUE ACCOUNT)- DIRECTION & ADMINISTRATION

(RUPEES IN THOUSANDS)

S. No.	STATE/UNION TERRITORY	2020-21 (ACTUAL)	% TO TOTAL EXP. ON UNIVERSITY EDUCATION	2021-22 (REVISED ESTIMATE)	% TO TOTAL EXP. ON UNIVERSITY EDUCATION	2022-23 (BUDGET ESTIMATE)	% TO TOTAL EXP. ON UNIVERSITY EDUCATION
(1)	(2)	(3)	(4)	(5)	(6)	(7)	(8)
1	ANDHRA PRADESH	1,49,531	0.69	1,50,819	0.66	1,76,104	0.77
2	ARUNACHAL PRADESH	45,751	3.53	44,520	2.92	53,088	5.26
3	ASSAM	24,33,601	9.85	9,75,393	3.74	10,29,600	3.37
4	BIHAR	91,569	0.23	2,20,871	0.34	2,00,770	0.46
5	CHHATTISGARH	2,31,305	3.30	10,09,350	10.19	9,91,210	9.59
6	GOA	1,01,575	2.70	1,04,750	2.42	1,27,800	2.51
7	GUJARAT	2,09,873	0.89	1,86,457	0.78	1,55,744	0.82
8	HARYANA	13,39,712	7.14	16,74,901	9.16	24,18,700	12.30
9	HIMACHAL PRADESH	-	0.00	-	0.00	-	0.00
10	JHARKHAND	13,99,231	8.92	17,31,755	10.35	18,13,597	10.04
11	KARNATAKA	1,85,303	0.63	1,62,377	0.53	1,76,700	0.49
12	KERALA	4,32,189	1.73	4,76,243	1.51	5,77,640	1.70
13	MADHYA PRADESH	1,96,348	0.89	2,15,801	0.80	2,21,203	0.76
14	MAHARAHSTRA	-	0.00	-	0.00	-	0.00
15	MANIPUR	25,884	0.83	38,200	0.75	55,700	1.07
16	MEGHALAYA	27,904	1.50	87,995	2.76	77,038	2.30
17	MIZORAM	41,670	2.23	49,978	2.59	45,221	2.38
18	NAGALAND	1,10,587	10.05	1,42,494	11.87	2,15,400	13.56
19	ODISHA	1,31,723	0.63	1,52,139	0.72	59,370	0.23
20	PUNJAB	1,281	0.01	17,653	0.21	1,71,661	1.57
21	RAJASTHAN	1,67,665	1.25	2,06,795	1.38	2,02,737	1.25
22	SIKKIM	-	0.00	-	0.00	-	0.00
23	TAMIL NADU	4,80,833	1.44	2,04,815	0.61	2,33,077	0.61
24	TELANGANA	1,00,668	0.75	89,700	0.60	1,22,946	0.65
25	TRIPURA	13,72,256	89.55	17,89,443	85.82	19,84,940	85.79
26	UTTAR PRADESH	1,57,540	0.66	1,91,381	0.70	2,45,690	0.70
27	UTTARAKHAND	63,860	1.11	51,313	0.93	68,691	1.00
28	WEST BENGAL	1,71,247	0.40	1,76,795	0.39	6,82,810	1.47
TOTAL STATES		**96,69,106**	**2.02**	**1,01,51,938**	**1.87**	**1,21,07,437**	**2.10**
29	A & N ISLANDS	-	0.00	-	0.00	-	0.00
30	CHANDIGARH	5,814	0.41	2,650	0.20	5,100	0.34
31	DADRA & NAGAR HAVELI & DAMAN & DIU	99,782	100.00	2,32,730	100.00	1,87,500	100.00
32	DELHI	700	0.02	10,000	0.21	7,00,000	9.38
33	JAMMU & KASHMIR- UT	18,490	0.16	35,200	0.26	39,676	0.27
34	LADAKH	-	0.00	-	0.00	-	0.00
35	LAKSHADWEEP	-	0.00	-	0.00	-	0.00
36	PUDUCHERRY	-	0.00	-	0.00	-	0.00
TOTAL U.T.		**1,24,786**	**0.66**	**2,80,580**	**1.23**	**9,32,276**	**3.53**
TOTAL (STATE & UTs)		**97,93,892**	**1.97**	**1,04,32,518**	**1.84**	**1,30,39,713**	**2.16**

STATEMENT NO. 7.2: BUDGETED EXPENDITURE ON UNIVERSITY/SCHOLARSHIP/DL EDUCATION (REVENUE ACCOUNT)- ASSISTANCE TO UNIVERSITIES

(RUPEES IN THOUSANDS)

S. No.	STATE/UNION TERRITORY	2020-21 (ACTUAL)	% TO TOTAL EXP. ON UNIVERSITY EDUCATION	2021-22 (REVISED ESTIMATE)	% TO TOTAL EXP. ON UNIVERSITY EDUCATION	2022-23 (BUDGET ESTIMATE)	% TO TOTAL EXP. ON UNIVERSITY EDUCATION
(1)	(2)	(3)	(4)	(5)	(6)	(7)	(8)
1	ANDHRA PRADESH	79,16,499	36.63	80,63,617	35.24	72,99,488	31.77
2	ARUNACHAL PRADESH	-	0.00	-	0.00	-	0.00
3	ASSAM	27,48,145	11.13	32,13,082	12.32	32,23,096	10.54
4	BIHAR	3,24,80,907	80.23	4,50,33,222	70.00	3,74,36,609	85.79
5	CHHATTISGARH	7,37,820	10.52	8,84,800	8.94	9,05,100	8.76
6	GOA	8,49,922	22.56	9,00,000	20.81	9,50,000	18.67
7	GUJARAT	60,43,865	25.50	57,99,583	24.18	53,29,415	27.94
8	HARYANA	33,49,090	17.84	8	0.00	2	0.00
9	HIMACHAL PRADESH	18,55,200	34.53	20,35,500	32.82	21,22,358	31.86
10	JHARKHAND	1,27,36,173	81.16	1,27,22,215	76.01	1,42,60,567	78.92
11	KARNATAKA	74,68,103	25.25	75,98,501	24.72	83,42,670	23.01
12	KERALA	87,60,832	35.03	91,84,464	29.17	1,09,53,048	32.31
13	MADHYA PRADESH	6,27,585	2.84	7,60,504	2.81	9,42,753	3.24
14	MAHARAHSTRA	67,29,344	9.89	77,70,927	10.36	92,51,176	10.57
15	MANIPUR	-	0.00	78,000	1.54	78,000	1.50
16	MEGHALAYA	-	0.00	-	0.00	-	0.00
17	MIZORAM	-	0.00	-	0.00	-	0.00
18	NAGALAND	-	0.00	-	0.00	-	0.00
19	ODISHA	51,78,378	24.87	51,33,180	24.44	57,70,202	22.81
20	PUNJAB	32,73,841	36.11	33,87,441	40.84	33,58,455	30.71
21	RAJASTHAN	29,69,028	22.21	31,98,310	21.32	35,41,614	21.78
22	SIKKIM	-	0.00	-	0.00	-	0.00
23	TAMIL NADU	83,99,427	25.19	71,75,951	21.30	73,94,280	19.39
24	TELANGANA	53,17,470	39.48	58,78,769	39.32	78,92,285	41.46
25	TRIPURA	40,000	2.61	40,000	1.92	70,000	3.03
26	UTTAR PRADESH	16,54,546	6.95	17,97,460	6.58	21,31,939	6.05
27	UTTARAKHAND	12,44,238	21.70	13,04,179	23.72	16,87,800	24.55
28	WEST BENGAL	1,43,31,640	33.89	1,51,83,597	33.92	1,54,48,738	33.19
TOTAL STATES		**13,47,12,053**	**28.12**	**14,71,43,310**	**27.09**	**14,83,89,595**	**25.71**
29	A & N ISLANDS	-	0.00	-	0.00	-	0.00
30	CHANDIGARH	-	0.00	-	0.00	-	0.00
31	DADRA & NAGAR HAVELI & DAMAN & DIU	-	0.00	-	0.00	-	0.00
32	DELHI	4,90,000	14.93	16,25,000	33.38	27,23,700	36.49
33	JAMMU & KASHMIR- UT	54,47,819	46.40	56,63,869	41.19	58,25,456	40.09
34	LADAKH	1,66,493	52.40	1,44,800	45.41	1,54,700	42.72
35	LAKSHADWEEP	-	0.00	-	0.00	-	0.00
36	PUDUCHERRY	-	0.00	276	0.02	368	0.02
TOTAL U.T.		**61,04,312**	**32.52**	**74,33,945**	**32.65**	**87,04,224**	**32.96**
TOTAL (STATE & UTs)		**14,08,16,365**	**28.29**	**15,45,77,255**	**27.31**	**15,70,93,819**	**26.03**

STATEMENT NO. 7.3: BUDGETED EXPENDITURE ON UNIVERSITY/SCHOLARSHIP/DL EDUCATION (REVENUE ACCOUNT)- GOVERNMENT COLLEGES

(RUPEES IN THOUSANDS)

S. No.	STATE/UNION TERRITORY	2020-21 (ACTUAL)	% TO TOTAL EXP. ON UNIVERSITY EDUCATION	2021-22 (REVISED ESTIMATE)	% TO TOTAL EXP. ON UNIVERSITY EDUCATION	2022-23 (BUDGET ESTIMATE)	% TO TOTAL EXP. ON UNIVERSITY EDUCATION
(1)	(2)	(3)	(4)	(5)	(6)	(7)	(8)
1	ANDHRA PRADESH	81,14,598	37.54	95,92,615	41.92	1,32,86,669	57.84
2	ARUNACHAL PRADESH	7,29,316	56.24	7,93,600	52.05	8,54,937	84.64
3	ASSAM	1,47,42,628	59.70	1,95,29,505	74.87	2,18,33,801	71.43
4	BIHAR	4,72,240	1.17	6,12,834	0.95	6,30,312	1.44
5	CHHATTISGARH	55,34,495	78.94	73,57,565	74.30	77,80,910	75.27
6	GOA	6,39,560	16.98	6,85,618	15.85	10,23,371	20.11
7	GUJARAT	15,84,963	6.69	20,78,806	8.67	17,03,741	8.93
8	HARYANA	74,96,334	39.93	87,62,500	47.90	94,42,000	48.01
9	HIMACHAL PRADESH	31,16,626	58.00	37,36,899	60.26	40,20,793	60.35
10	JHARKHAND	-	0.00	4,294	0.03	-	0.00
11	KARNATAKA	1,27,54,676	43.13	1,30,40,530	42.42	1,60,27,466	44.21
12	KERALA	52,13,488	20.84	92,98,814	29.53	1,01,56,851	29.97
13	MADHYA PRADESH	1,82,96,533	82.86	2,25,55,685	83.44	2,43,81,424	83.77
14	MAHARAHSTRA	17,22,288	2.53	22,95,231	3.06	26,42,663	3.02
15	MANIPUR	29,82,796	95.47	46,82,530	92.17	48,18,600	92.67
16	MEGHALAYA	4,01,096	21.50	8,24,055	25.89	5,41,795	16.16
17	MIZORAM	17,82,747	95.49	18,16,129	94.25	18,22,500	96.08
18	NAGALAND	9,32,912	84.81	10,01,565	83.42	11,42,916	71.93
19	ODISHA	29,55,889	14.20	34,99,260	16.66	34,78,038	13.75
20	PUNJAB	15,28,929	16.86	17,20,777	20.74	31,13,218	28.47
21	RAJASTHAN	90,15,812	67.45	98,62,019	65.75	1,07,59,098	66.16
22	SIKKIM	5,05,164	100.00	5,94,969	100.00	6,72,687	100.00
23	TAMIL NADU	1,02,73,117	30.80	1,11,36,445	33.05	1,30,95,148	34.34
24	TELANGANA	69,58,758	51.67	75,74,723	50.66	92,52,988	48.61
25	TRIPURA	74,196	4.84	1,32,038	6.33	1,34,800	5.83
26	UTTAR PRADESH	30,95,237	13.00	36,79,926	13.48	51,10,881	14.50
27	UTTARAKHAND	31,98,074	55.78	30,87,065	56.14	38,21,415	55.59
28	WEST BENGAL	31,47,835	7.44	33,53,234	7.49	35,06,571	7.53
TOTAL STATES		**12,72,70,307**	**26.57**	**15,33,09,231**	**28.23**	**17,50,55,593**	**30.33**
29	A & N ISLANDS	3,68,363	98.37	3,94,380	98.53	5,09,150	98.74
30	CHANDIGARH	8,43,801	59.86	9,01,582	69.13	9,94,797	66.32
31	DADRA & NAGAR HAVELI & DAMAN & DIU	-	0.00	-	0.00	-	0.00
32	DELHI	-	0.00	30,84,789	63.36	31,49,000	42.19
33	JAMMU & KASHMIR- UT	57,87,039	49.29	75,71,518	55.06	81,63,215	56.18
34	LADAKH	1,51,268	47.60	1,74,100	54.59	2,07,400	57.28
35	LAKSHADWEEP	-	0.00	-	0.00	-	0.00
36	PUDUCHERRY	11,17,552	79.64	12,41,260	69.35	13,09,385	75.70
TOTAL U.T.		**82,68,023**	**44.04**	**1,33,67,629**	**58.71**	**1,43,32,947**	**54.27**
TOTAL (STATE & UTs)		**13,55,38,330**	**27.23**	**16,66,76,860**	**29.45**	**18,93,88,540**	**31.38**

STATEMENT NO. 7.4: BUDGETED EXPENDITURE ON UNIVERSITY/SCHOLARSHIP/DL EDUCATION (REVENUE ACCOUNT)- ASSISTANCE TO NON-GOVT. COLLEGES

(RUPEES IN THOUSANDS)

S. No.	STATE/UNION TERRITORY	2020-21 (ACTUAL)	% TO TOTAL EXP. ON UNIVERSITY EDUCATION	2021-22 (REVISED ESTIMATE)	% TO TOTAL EXP. ON UNIVERSITY EDUCATION	2022-23 (BUDGET ESTIMATE)	% TO TOTAL EXP. ON UNIVERSITY EDUCATION
(1)	(2)	(3)	(4)	(5)	(6)	(7)	(8)
1	ANDHRA PRADESH	54,00,836	24.99	47,47,210	20.75	20,86,960	9.08
2	ARUNACHAL PRADESH	-	0.00	-	0.00	-	0.00
3	ASSAM	11,467	0.05	23,496	0.09	24,341	0.08
4	BIHAR	25,16,975	6.22	1,13,62,600	17.66	25,22,600	5.78
5	CHHATTISGARH	4,47,372	6.38	5,90,010	5.96	6,00,010	5.80
6	GOA	20,44,530	54.27	22,34,500	51.66	24,77,000	48.68
7	GUJARAT	1,26,34,130	53.30	1,24,85,580	52.06	76,62,096	40.16
8	HARYANA	63,74,305	33.95	68,50,000	37.45	72,00,000	36.61
9	HIMACHAL PRADESH	1,56,850	2.92	1,85,000	2.98	1,94,250	2.92
10	JHARKHAND	-	0.00	-	0.00	-	0.00
11	KARNATAKA	86,99,162	29.41	91,19,900	29.66	1,10,86,700	30.58
12	KERALA	88,09,592	35.22	1,20,76,349	38.35	1,14,07,826	33.66
13	MADHYA PRADESH	26,50,753	12.00	34,30,343	12.69	35,49,744	12.20
14	MAHARAHSTRA	5,95,65,871	87.57	6,49,56,843	86.57	7,55,95,810	86.39
15	MANIPUR	76,737	2.46	1,28,800	2.54	1,00,000	1.92
16	MEGHALAYA	13,66,189	73.25	21,09,715	66.27	25,98,048	77.50
17	MIZORAM	-	0.00	-	0.00	-	0.00
18	NAGALAND	26,500	2.41	26,500	2.21	26,500	1.67
19	ODISHA	1,09,53,206	52.60	99,75,000	47.49	1,18,99,227	47.05
20	PUNJAB	30,00,000	33.09	28,50,000	34.36	29,00,000	26.52
21	RAJASTHAN	-	0.00	15,001	0.10	1	0.00
22	SIKKIM	-	0.00	-	0.00	-	0.00
23	TAMIL NADU	1,41,41,170	42.40	1,50,34,914	44.62	1,72,68,072	45.28
24	TELANGANA	10,87,213	8.07	13,30,341	8.90	17,29,443	9.08
25	TRIPURA	-	0.00	-	0.00	-	0.00
26	UTTAR PRADESH	1,88,38,292	79.12	2,14,05,619	78.40	2,75,50,389	78.19
27	UTTARAKHAND	12,26,693	21.40	10,56,229	19.21	12,76,001	18.56
28	WEST BENGAL	2,44,99,593	57.93	2,56,34,830	57.27	2,62,14,371	56.32
TOTAL STATES		**18,45,27,436**	**38.52**	**20,76,28,780**	**38.23**	**21,59,69,389**	**37.42**
29	A & N ISLANDS	-	0.00	-	0.00	-	0.00
30	CHANDIGARH	5,60,000	39.73	4,00,000	30.67	5,00,000	33.34
31	DADRA & NAGAR HAVELI & DAMAN & DIU	-	0.00	-	0.00	-	0.00
32	DELHI	26,57,570	80.95	500	0.01	5,05,000	6.77
33	JAMMU & KASHMIR- UT	4,87,322	4.15	4,80,295	3.49	5,02,626	3.46
34	LADAKH	-	0.00	-	0.00	-	0.00
35	LAKSHADWEEP	-	0.00	-	0.00	-	0.00
36	PUDUCHERRY	-	0.00	-	0.00	-	0.00
TOTAL U.T.		**37,04,892**	**19.73**	**8,80,795**	**3.87**	**15,07,626**	**5.71**
TOTAL (STATE & UTs)		**18,82,32,328**	**37.81**	**20,85,09,575**	**36.84**	**21,74,77,015**	**36.03**

STATEMENT NO. 7.5: BUDGETED EXPENDITURE ON UNIVERSITY/SCHOLARSHIP/DL EDUCATION (REVENUE ACCOUNT)- SCHOLARSHIPS

(RUPEES IN THOUSANDS)

S. No.	STATE/UNION TERRITORY	2020-21 (ACTUAL)	% TO TOTAL EXP. ON UNIVERSITY EDUCATION	2021-22 (REVISED ESTIMATE)	% TO TOTAL EXP. ON UNIVERSITY EDUCATION	2022-23 (BUDGET ESTIMATE)	% TO TOTAL EXP. ON UNIVERSITY EDUCATION
(1)	(2)	(3)	(4)	(5)	(6)	(7)	(8)
1	ANDHRA PRADESH	4,418	0.02	-	0.00	17,072	0.07
2	ARUNACHAL PRADESH	-	0.00	-	0.00	100	0.01
3	ASSAM	2,484	0.01	4,140	0.02	4,140	0.01
4	BIHAR	48,16,976	11.90	68,75,000	10.69	27,30,000	6.26
5	CHHATTISGARH	60,096	0.86	60,400	0.61	60,400	0.58
6	GOA	-	0.00	-	0.00	-	0.00
7	GUJARAT	28,20,000	11.90	28,70,000	11.97	35,00,000	18.35
8	HARYANA	11,541	0.06	13,000	0.07	19,000	0.10
9	HIMACHAL PRADESH	2,150	0.04	9,300	0.15	9,300	0.14
10	JHARKHAND	-	0.00	-	0.00	-	0.00
11	KARNATAKA	3,29,813	1.12	3,81,000	1.24	2,81,000	0.78
12	KERALA	1,22,988	0.49	61,940	0.20	1,39,940	0.41
13	MADHYA PRADESH	6,322	0.03	9,913	0.04	9,913	0.03
14	MAHARAHSTRA	1,197	0.00	9,751	0.01	11,166	0.01
15	MANIPUR	782	0.03	33,000	0.65	33,000	0.63
16	MEGHALAYA	4,967	0.27	1,00,940	3.17	1,04,305	3.11
17	MIZORAM	38,590	2.07	58,368	3.03	29,059	1.53
18	NAGALAND	30,000	2.73	30,000	2.50	30,000	1.89
19	ODISHA	2,98,195	1.43	8,21,380	3.91	4,72,501	1.87
20	PUNJAB	299	0.00	401	0.00	3,00,401	2.75
21	RAJASTHAN	1,31,266	0.98	4,10,100	2.73	4,50,100	2.77
22	SIKKIM	-	0.00	-	0.00	-	0.00
23	TAMIL NADU	56,118	0.17	60,766	0.18	59,267	0.16
24	TELANGANA	-	0.00	400	0.00	400	0.00
25	TRIPURA	1,168	0.08	2,600	0.12	2,860	0.12
26	UTTAR PRADESH	-	0.00	-	0.00	-	0.00
27	UTTARAKHAND	-	0.00	-	0.00	-	0.00
28	WEST BENGAL	-	0.00	-	0.00	-	0.00
TOTAL STATES		**87,39,369**	**1.82**	**1,18,12,399**	**2.17**	**82,63,924**	**1.43**
29	A & N ISLANDS	6,111	1.63	5,900	1.47	6,500	1.26
30	CHANDIGARH	-	0.00	-	0.00	-	0.00
31	DADRA & NAGAR HAVELI & DAMAN & DIU	-	0.00	-	0.00	-	0.00
32	DELHI	-	0.00	-	0.00	-	0.00
33	JAMMU & KASHMIR- UT	-	0.00	-	0.00	-	0.00
34	LADAKH	-	0.00	-	0.00	-	0.00
35	LAKSHADWEEP	72,427	49.90	60,000	57.14	80,000	66.67
36	PUDUCHERRY	1,87,914	13.39	4,00,300	22.37	2,18,205	12.62
TOTAL U.T.		**2,66,452**	**1.42**	**4,66,200**	**2.05**	**3,04,705**	**1.15**
TOTAL (STATE & UTs)		**90,05,821**	**1.81**	**1,22,78,599**	**2.17**	**85,68,629**	**1.42**

STATEMENT NO. 7.6: BUDGETED EXPENDITURE ON UNIVERSITY/SCHOLARSHIP/DL EDUCATION (REVENUE ACCOUNT)- OTHER EXPENDITURE

(RUPEES IN THOUSANDS)

S. No.	STATE/UNION TERRITORY	2020-21 (ACTUAL)	% TO TOTAL EXP. ON UNIVERSITY EDUCATION	2021-22 (REVISED ESTIMATE)	% TO TOTAL EXP. ON UNIVERSITY EDUCATION	2022-23 (BUDGET ESTIMATE)	% TO TOTAL EXP. ON UNIVERSITY EDUCATION
(1)	(2)	(3)	(4)	(5)	(6)	(7)	(8)
1	ANDHRA PRADESH	28,545	0.13	3,26,419	1.43	1,06,614	0.46
2	ARUNACHAL PRADESH	5,21,824	40.24	6,86,636	45.03	1,02,000	10.10
3	ASSAM	47,55,908	19.26	23,38,661	8.97	44,52,323	14.57
4	BIHAR	1,06,500	0.26	2,27,501	0.35	1,14,800	0.26
5	CHHATTISGARH	-	0.00	-	0.00	-	0.00
6	GOA	1,31,745	3.50	4,00,200	9.25	5,10,452	10.03
7	GUJARAT	4,12,036	1.74	5,62,832	2.35	7,26,351	3.81
8	HARYANA	2,04,453	1.09	9,92,101	5.42	5,88,101	2.99
9	HIMACHAL PRADESH	2,42,485	4.51	2,34,539	3.78	3,15,219	4.73
10	JHARKHAND	15,58,208	9.93	22,78,850	13.62	19,96,250	11.05
11	KARNATAKA	1,38,071	0.47	4,41,500	1.44	3,35,700	0.93
12	KERALA	16,73,051	6.69	3,91,719	1.24	6,60,031	1.95
13	MADHYA PRADESH	3,04,145	1.38	60,000	0.22	-	0.00
14	MAHARAHSTRA	-	0.00	-	0.00	-	0.00
15	MANIPUR	38,130	1.22	1,19,567	2.35	1,14,690	2.21
16	MEGHALAYA	65,000	3.48	60,600	1.90	31,296	0.93
17	MIZORAM	3,975	0.21	2,438	0.13	-	0.00
18	NAGALAND	-	0.00	-	0.00	1,74,080	10.96
19	ODISHA	13,05,541	6.27	14,23,724	6.78	36,13,260	14.29
20	PUNJAB	12,62,046	13.92	3,18,701	3.84	10,91,050	9.98
21	RAJASTHAN	10,82,587	8.10	13,07,184	8.71	13,07,932	8.04
22	SIKKIM	-	0.00	-	0.00	-	0.00
23	TAMIL NADU	-	0.00	84,498	0.25	84,498	0.22
24	TELANGANA	3,391	0.03	78,026	0.52	38,485	0.20
25	TRIPURA	44,745	2.92	1,20,960	5.80	1,21,200	5.24
26	UTTAR PRADESH	64,038	0.27	2,29,812	0.84	1,97,637	0.56
27	UTTARAKHAND	200	0.00	200	0.00	20,400	0.30
28	WEST BENGAL	1,39,165	0.33	4,14,770	0.93	6,90,415	1.48
TOTAL STATES		**1,40,85,789**	**2.94**	**1,31,01,438**	**2.41**	**1,73,92,784**	**3.01**
29	A & N ISLANDS	-	0.00	-	0.00	-	0.00
30	CHANDIGARH	-	0.00	-	0.00	-	0.00
31	DADRA & NAGAR HAVELI & DAMAN & DIU	-	0.00	-	0.00	-	0.00
32	DELHI	1,34,584	4.10	1,48,100	3.04	3,86,700	5.18
33	JAMMU & KASHMIR- UT	-	0.00	-	0.00	-	0.00
34	LADAKH	-	0.00	-	0.00	-	0.00
35	LAKSHADWEEP	72,726	50.10	45,000	42.86	40,000	33.33
36	PUDUCHERRY	97,800	6.97	1,47,900	8.26	2,01,700	11.66
TOTAL U.T.		**3,05,110**	**1.63**	**3,41,000**	**1.50**	**6,28,400**	**2.38**
TOTAL (STATE & UTs)		**1,43,90,899**	**2.89**	**1,34,42,438**	**2.38**	**1,80,21,184**	**2.99**

STATEMENT NO. 8: BUDGETED EXPENDITURE ON TECHNICAL EDUCATION (REVENUE ACCOUNT)- TOTAL EXPENDITURE

(RUPEES IN THOUSANDS)

S. No.	STATE/UNION TERRITORY	2020-21 (ACTUAL)	% TO TOTAL EXP. ON EDUCATION	2021-22 (REVISED ESTIMATE)	% TO TOTAL EXP. ON EDUCATION	2022-23 (BUDGET ESTIMATE)	% TO TOTAL EXP. ON EDUCATION
(1)	(2)	(3)	(4)	(5)	(6)	(7)	(8)
1	ANDHRA PRADESH	47,87,676	2.46	48,14,021	2.30	54,61,338	2.26
2	ARUNACHAL PRADESH	1,81,929	1.53	1,58,181	1.02	1,83,656	1.34
3	ASSAM	18,64,975	1.29	33,75,615	1.81	29,43,126	1.53
4	BIHAR	21,90,134	1.93	37,49,061	1.96	38,30,703	2.48
5	CHHATTISGARH	16,42,600	1.31	19,87,267	1.29	22,07,280	1.33
6	GOA	11,05,215	6.17	19,12,473	8.52	19,77,985	8.14
7	GUJARAT	1,06,61,354	4.29	1,11,95,156	4.16	1,29,60,828	4.70
8	HARYANA	56,23,107	3.92	38,58,608	2.48	40,05,852	2.12
9	HIMACHAL PRADESH	7,85,934	1.26	8,48,357	1.22	8,86,237	1.10
10	JHARKHAND	12,16,121	1.08	25,37,499	1.87	21,84,415	1.42
11	KARNATAKA	92,04,700	3.62	1,04,96,950	3.69	1,22,00,986	4.08
12	KERALA	91,39,858	5.64	1,18,05,413	4.80	1,25,95,777	5.15
13	MADHYA PRADESH	49,00,360	1.72	57,33,744	1.91	59,93,680	1.67
14	MAHARAHSTRA	1,97,67,218	3.27	3,15,30,625	4.64	3,41,58,215	4.50
15	MANIPUR	1,60,150	1.30	2,59,448	1.56	2,59,728	1.50
16	MEGHALAYA	1,64,697	1.04	4,09,185	2.18	2,20,250	1.13
17	MIZORAM	1,43,880	1.12	1,69,440	1.18	1,57,902	1.19
18	NAGALAND	1,97,987	1.21	2,41,761	1.30	2,57,580	1.25
19	ODISHA	25,09,493	1.79	28,37,579	1.63	35,40,560	1.88
20	PUNJAB	15,99,612	1.42	20,05,994	1.54	23,35,150	1.69
21	RAJASTHAN	21,14,736	0.66	37,13,625	0.94	33,84,912	0.78
22	SIKKIM	1,49,536	1.34	2,02,754	1.76	2,67,720	2.14
23	TAMIL NADU	1,13,80,313	3.26	1,16,85,368	3.20	1,38,20,739	3.44
24	TELANGANA	26,21,749	2.48	28,55,099	2.40	39,01,501	2.66
25	TRIPURA	24,400	0.19	36,949	0.23	41,400	0.23
26	UTTAR PRADESH	39,39,280	0.84	42,70,431	0.79	53,53,494	0.72
27	UTTARAKHAND	29,85,165	4.33	29,10,300	3.78	37,90,157	4.24
28	WEST BENGAL	57,35,637	1.76	63,38,874	1.82	91,36,950	2.50
TOTAL STATES		**10,67,97,816**	**2.40**	**13,19,39,777**	**2.55**	**14,80,58,121**	**2.57**
29	A & N ISLANDS	2,35,682	3.98	2,44,000	3.92	2,56,900	3.92
30	CHANDIGARH	9,39,894	14.71	11,60,400	17.02	11,92,300	16.25
31	DADRA & NAGAR HAVELI & DAMAN & DIU	2,02,407	9.52	2,48,510	9.19	2,71,300	9.73
32	DELHI	30,60,874	3.27	55,13,300	4.76	54,74,425	4.24
33	JAMMU & KASHMIR- UT	11,39,340	0.96	18,07,358	1.69	18,54,437	1.63
34	LADAKH	18,054	0.40	39,000	0.65	45,700	0.71
35	LAKSHADWEEP	-	0.00	-	0.00	-	0.00
36	PUDUCHERRY	9,42,612	11.56	11,30,629	11.56	12,19,331	12.13
TOTAL U.T.		**65,38,863**	**2.72**	**1,01,43,197**	**3.97**	**1,03,14,393**	**3.71**
TOTAL (STATE & UTs)		**11,33,36,679**	**2.42**	**14,20,82,974**	**2.62**	**15,83,72,514**	**2.62**
CENTRAL TOTAL		**16,86,28,900**	**14.21**	**22,98,76,800**	**15.17**	**23,25,77,900**	**14.01**
GRAND TOTAL		**28,19,65,579**	**4.80**	**37,19,59,774**	**5.36**	**39,09,50,414**	**5.08**

STATEMENT NO. 8.1: BUDGETED EXPENDITURE ON TECHNICAL EDUCATION (REVENUE ACCOUNT)- DIRECTION, INSPECTION & ADMINISTRATION

(RUPEES IN THOUSANDS)

S. No.	STATE/UNION TERRITORY	2020-21 (ACTUAL)	% TO TOTAL EXP. ON TECHNICAL EDUCATION	2021-22 (REVISED ESTIMATE)	% TO TOTAL EXP. ON TECHNICAL EDUCATION	2022-23 (BUDGET ESTIMATE)	% TO TOTAL EXP. ON TECHNICAL EDUCATION
(1)	(2)	(3)	(4)	(5)	(6)	(7)	(8)
1	ANDHRA PRADESH	69,541	1.45	64,054	1.33	73,365	1.34
2	ARUNACHAL PRADESH	-	0.00	-	0.00	-	0.00
3	ASSAM	3,15,812	16.93	7,96,076	23.58	3,29,055	11.18
4	BIHAR	70,306	3.21	1,19,971	3.20	3,42,442	8.94
5	CHHATTISGARH	42,524	2.59	53,210	2.68	56,590	2.56
6	GOA	-	0.00	-	0.00	-	0.00
7	GUJARAT	26,02,541	24.41	24,42,012	21.81	31,93,766	24.64
8	HARYANA	83,028	1.48	1,29,454	3.35	2,15,350	5.38
9	HIMACHAL PRADESH	28,508	3.63	34,510	4.07	36,117	4.08
10	JHARKHAND	16,723	1.38	24,087	0.95	24,329	1.11
11	KARNATAKA	1,43,484	1.56	1,56,500	1.49	1,51,100	1.24
12	KERALA	1,70,262	1.86	2,27,799	1.93	3,10,589	2.47
13	MADHYA PRADESH	1,27,335	2.60	1,41,392	2.47	1,50,756	2.52
14	MAHARAHSTRA	5,84,451	2.96	7,78,294	2.47	8,59,926	2.52
15	MANIPUR	4,196	2.62	9,358	3.61	9,518	3.66
16	MEGHALAYA	3,364	2.04	16,445	4.02	8,978	4.08
17	MIZORAM	21,871	15.20	25,674	15.15	22,864	14.48
18	NAGALAND	46,493	23.48	75,642	31.29	61,661	23.94
19	ODISHA	97,197	3.87	1,15,537	4.07	1,23,220	3.48
20	PUNJAB	73,012	4.56	82,767	4.13	1,12,400	4.81
21	RAJASTHAN	1,40,492	6.64	1,98,188	5.34	1,68,004	4.96
22	SIKKIM	1,49,536	100.00	2,02,754	100.00	2,67,720	100.00
23	TAMIL NADU	40,05,823	35.20	43,08,807	36.87	41,37,404	29.94
24	TELANGANA	48,094	1.83	55,567	1.95	73,678	1.89
25	TRIPURA	-	0.00	-	0.00	-	0.00
26	UTTAR PRADESH	1,47,696	3.75	1,57,842	3.70	1,98,591	3.71
27	UTTARAKHAND	51,525	1.73	60,725	2.09	88,265	2.33
28	WEST BENGAL	1,04,888	1.83	1,12,980	1.78	1,17,466	1.29
TOTAL STATES		**91,48,702**	**8.57**	**1,03,89,645**	**7.87**	**1,11,33,154**	**7.52**
29	A & N ISLANDS	-	0.00	-	0.00	-	0.00
30	CHANDIGARH	18,894	2.01	22,140	1.91	26,290	2.20
31	DADRA & NAGAR HAVELI & DAMAN & DIU	85,436	42.21	-	0.00	-	0.00
32	DELHI	16,52,574	53.99	4,77,550	8.66	1,40,425	2.57
33	JAMMU & KASHMIR- UT	11,39,340	100.00	18,07,358	100.00	18,54,437	100.00
34	LADAKH	-	0.00	-	0.00	-	0.00
35	LAKSHADWEEP	-	0.00	-	0.00	-	0.00
36	PUDUCHERRY	21,494	2.28	22,134	1.96	26,405	2.17
TOTAL U.T.		**29,17,738**	**44.62**	**23,29,182**	**22.96**	**20,47,557**	**19.85**
TOTAL (STATE & UTs)		**1,20,66,440**	**10.65**	**1,27,18,827**	**8.95**	**1,31,80,711**	**8.32**

STATEMENT NO. 8.2: BUDGETED EXPENDITURE ON TECHNICAL EDUCATION (REVENUE ACCOUNT)- TECHNICAL SCHOOLS

(RUPEES IN THOUSANDS)

S. No.	STATE/UNION TERRITORY	2020-21 (ACTUAL)	% TO TOTAL EXP. ON TECHNICAL EDUCATION	2021-22 (REVISED ESTIMATE)	% TO TOTAL EXP. ON TECHNICAL EDUCATION	2022-23 (BUDGET ESTIMATE)	% TO TOTAL EXP. ON TECHNICAL EDUCATION
(1)	(2)	(3)	(4)	(5)	(6)	(7)	(8)
1	ANDHRA PRADESH	-	0.00	-	0.00	-	0.00
2	ARUNACHAL PRADESH	-	0.00	-	0.00	-	0.00
3	ASSAM	27,308	1.46	34,069	1.01	40,363	1.37
4	BIHAR	8,579	0.39	11,108	0.30	10,874	0.28
5	CHHATTISGARH	-	0.00	-	0.00	-	0.00
6	GOA	2,79,562	25.29	9,74,912	50.98	8,50,174	42.98
7	GUJARAT	2,15,341	2.02	2,00,261	1.79	2,98,338	2.30
8	HARYANA	-	0.00	-	0.00	-	0.00
9	HIMACHAL PRADESH	-	0.00	-	0.00	-	0.00
10	JHARKHAND	1,221	0.10	1,254	0.05	1,297	0.06
11	KARNATAKA	39,363	0.43	49,600	0.47	51,900	0.43
12	KERALA	6,29,719	6.89	9,83,759	8.33	9,20,819	7.31
13	MADHYA PRADESH	-	0.00	-	0.00	-	0.00
14	MAHARAHSTRA	10,79,300	5.46	14,29,411	4.53	17,92,017	5.25
15	MANIPUR	-	0.00	-	0.00	-	0.00
16	MEGHALAYA	2,808	1.70	1,14,150	27.90	4,165	1.89
17	MIZORAM	-	0.00	-	0.00	-	0.00
18	NAGALAND	-	0.00	-	0.00	-	0.00
19	ODISHA	-	0.00	-	0.00	-	0.00
20	PUNJAB	-	0.00	-	0.00	-	0.00
21	RAJASTHAN	-	0.00	-	0.00	-	0.00
22	SIKKIM	-	0.00	-	0.00	-	0.00
23	TAMIL NADU	-	0.00	-	0.00	-	0.00
24	TELANGANA	-	0.00	-	0.00	-	0.00
25	TRIPURA	-	0.00	-	0.00	-	0.00
26	UTTAR PRADESH	-	0.00	-	0.00	-	0.00
27	UTTARAKHAND	-	0.00	-	0.00	-	0.00
28	WEST BENGAL	41,297	0.72	44,225	0.70	50,429	0.55
TOTAL STATES		**23,24,497**	**2.18**	**38,42,749**	**2.91**	**40,20,376**	**2.72**
29	A & N ISLANDS	-	0.0	-	0.00	-	0.00
30	CHANDIGARH	-	0.0	-	0.00	-	0.00
31	DADRA & NAGAR HAVELI & DAMAN & DIU	-	0.0	-	0.00	-	0.00
32	DELHI	-	0.0	-	0.00	-	0.00
33	JAMMU & KASHMIR- UT	-	0.0	-	0.00	-	0.00
34	LADAKH	-	0.0	-	0.00	-	0.00
35	LAKSHADWEEP	-	0.0	-	0.00	-	0.00
36	PUDUCHERRY	17,460	1.85	19,610	1.73	19,667	1.61
TOTAL U.T.		**17,460**	**0.27**	**19,610**	**0.19**	**19,667**	**0.19**
TOTAL (STATE & UTs)		**23,41,957**	**2.07**	**38,62,359**	**2.72**	**40,40,043**	**2.55**

STATEMENT NO. 8.3: BUDGETED EXPENDITURE ON TECHNICAL EDUCATION (REVENUE ACCOUNT)- POLYTECHNICS

(RUPEES IN THOUSANDS)

S. No.	STATE/UNION TERRITORY	2020-21 (ACTUAL)	% TO TOTAL EXP. ON TECHNICAL EDUCATION	2021-22 (REVISED ESTIMATE)	% TO TOTAL EXP. ON TECHNICAL EDUCATION	2022-23 (BUDGET ESTIMATE)	% TO TOTAL EXP. ON TECHNICAL EDUCATION
(1)	(2)	(3)	(4)	(5)	(6)	(7)	(8)
1	ANDHRA PRADESH	31,88,437	66.60	29,96,564	62.25	34,03,499	62.32
2	ARUNACHAL PRADESH	1,61,909	89.00	1,52,380	96.33	1,77,156	96.46
3	ASSAM	8,93,878	47.93	15,91,058	47.13	16,09,849	54.70
4	BIHAR	10,85,668	49.57	16,82,706	44.88	15,80,010	41.25
5	CHHATTISGARH	11,68,984	71.17	12,30,927	61.94	14,07,215	63.75
6	GOA	4,11,332	37.22	4,57,929	23.94	5,53,740	28.00
7	GUJARAT	41,18,961	38.63	40,39,017	36.08	46,31,250	35.73
8	HARYANA	19,94,556	35.47	29,97,470	77.68	32,57,500	81.32
9	HIMACHAL PRADESH	4,40,621	56.06	5,51,367	64.99	5,75,708	64.96
10	JHARKHAND	5,31,044	43.67	5,85,876	23.09	5,16,830	23.66
11	KARNATAKA	38,56,100	41.89	44,06,100	41.98	43,01,036	35.25
12	KERALA	21,30,221	23.31	30,54,796	25.88	32,79,411	26.04
13	MADHYA PRADESH	14,70,021	30.00	21,52,164	37.54	23,58,001	39.34
14	MAHARAHSTRA	50,24,909	25.42	58,96,015	18.70	66,79,629	19.55
15	MANIPUR	96,954	60.54	1,60,740	61.95	1,60,860	61.93
16	MEGHALAYA	1,48,195	89.98	2,60,180	63.58	1,90,622	86.55
17	MIZORAM	1,22,009	84.80	1,43,766	84.85	1,35,038	85.52
18	NAGALAND	1,46,565	74.03	1,57,619	65.20	1,85,919	72.18
19	ODISHA	7,53,882	30.04	9,29,087	32.74	9,99,344	28.23
20	PUNJAB	12,49,287	78.10	14,74,896	73.52	16,10,307	68.96
21	RAJASTHAN	17,32,768	81.94	27,25,148	73.38	23,42,528	69.20
22	SIKKIM	-	0.00	-	0.00	-	0.00
23	TAMIL NADU	37,58,982	33.03	33,89,656	29.01	41,11,056	29.75
24	TELANGANA	19,96,191	76.14	17,96,862	62.94	26,92,110	69.00
25	TRIPURA	14,110	57.83	26,569	71.91	31,460	75.99
26	UTTAR PRADESH	24,05,432	61.06	26,90,242	63.00	34,04,371	63.59
27	UTTARAKHAND	9,97,079	33.40	10,28,421	35.34	12,86,163	33.93
28	WEST BENGAL	20,82,959	36.32	22,73,887	35.87	26,89,732	29.44
TOTAL STATES		**4,19,81,054**	**39.31**	**4,88,51,442**	**37.03**	**5,41,70,344**	**36.59**
29	A & N ISLANDS	2,35,682	100.00	2,44,000	100.00	2,56,900	100.00
30	CHANDIGARH	1,60,340	17.06	1,80,610	15.56	1,88,410	15.80
31	DADRA & NAGAR HAVELI & DAMAN & DIU	96,354	47.60	2,26,600	91.18	2,47,100	91.08
32	DELHI	-	0.00	-	0.00	-	0.00
33	JAMMU & KASHMIR- UT	-	0.00	-	0.00	-	0.00
34	LADAKH	18,054	100.00	39,000	100.00	45,700	100.00
35	LAKSHADWEEP	-	0.00	-	0.00	-	0.00
36	PUDUCHERRY	3,38,392	35.90	4,62,771	40.93	5,03,434	41.29
TOTAL U.T.		**8,48,822**	**12.98**	**11,52,981**	**11.37**	**12,41,544**	**12.04**
TOTAL (STATE & UTs)		**4,28,29,876**	**37.79**	**5,00,04,423**	**35.19**	**5,54,11,888**	**34.99**

STATEMENT NO. 8.4: BUDGETED EXPENDITURE ON TECHNICAL EDUCATION (REVENUE ACCOUNT)- ASSISTANCE TO UNIVERSITIES FOR TECHNICAL EDUCATION

(RUPEES IN THOUSANDS)

S. No.	STATE/UNION TERRITORY	2020-21 (ACTUAL)	% TO TOTAL EXP. ON TECHNICAL EDUCATION	2021-22 (REVISED ESTIMATE)	% TO TOTAL EXP. ON TECHNICAL EDUCATION	2022-23 (BUDGET ESTIMATE)	% TO TOTAL EXP. ON TECHNICAL EDUCATION
(1)	(2)	(3)	(4)	(5)	(6)	(7)	(8)
1	ANDHRA PRADESH	15,02,787	31.39	17,38,597	36.12	19,41,311	35.55
2	ARUNACHAL PRADESH	-	0.00	-	0.00	-	0.00
3	ASSAM	-	0.00	-	0.00	-	0.00
4	BIHAR	47,224	2.16	88,573	2.36	79,009	2.06
5	CHHATTISGARH	7,000	0.43	35,000	1.76	45,000	2.04
6	GOA	-	0.00	-	0.00	-	0.00
7	GUJARAT	-	0.00	-	0.00	-	0.00
8	HARYANA	26,55,454	47.22	3	0.00	2	0.00
9	HIMACHAL PRADESH	65,800	8.37	20,000	2.36	20,750	2.34
10	JHARKHAND	-	0.00	-	0.00	-	0.00
11	KARNATAKA	-	0.00	-	0.00	-	0.00
12	KERALA	15,92,514	17.42	22,08,055	18.70	25,98,880	20.63
13	MADHYA PRADESH	4,51,371	9.21	5,84,209	10.19	7,20,044	12.01
14	MAHARAHSTRA	1,82,125	0.92	1,95,072	0.62	2,39,734	0.70
15	MANIPUR	59,000	36.84	89,000	34.30	89,000	34.27
16	MEGHALAYA	-	0.00	-	0.00	-	0.00
17	MIZORAM	-	0.00	-	0.00	-	0.00
18	NAGALAND	-	0.00	-	0.00	-	0.00
19	ODISHA	-	0.00	-	0.00	-	0.00
20	PUNJAB	-	0.00	2,94,868	14.70	3,97,308	17.01
21	RAJASTHAN	38,000	1.80	47,001	1.27	72,000	2.13
22	SIKKIM	-	0.00	-	0.00	-	0.00
23	TAMIL NADU	5,46,600	4.80	1,16,280	1.00	5,30,965	3.84
24	TELANGANA	5,76,217	21.98	8,72,580	30.56	11,34,354	29.07
25	TRIPURA	-	0.00	-	0.00	-	0.00
26	UTTAR PRADESH	-	0.00	-	0.00	-	0.00
27	UTTARAKHAND	-	0.00	-	0.00	-	0.00
28	WEST BENGAL	1,64,161	2.86	1,73,239	2.73	1,88,477	2.06
TOTAL STATES		**78,88,253**	**7.39**	**64,62,477**	**4.90**	**80,56,834**	**5.44**
29	A & N ISLANDS	-	0.00	-	0.00	-	0.00
30	CHANDIGARH	-	0.00	-	0.00	-	0.00
31	DADRA & NAGAR HAVELI & DAMAN & DIU	-	0.00	-	0.00	-	0.00
32	DELHI	3,97,002	12.97	35,50,000	64.39	37,50,000	68.50
33	JAMMU & KASHMIR- UT	-	0.00	-	0.00	-	0.00
34	LADAKH	-	0.00	-	0.00	-	0.00
35	LAKSHADWEEP	-	0.00	-	0.00	-	0.00
36	PUDUCHERRY	-	0.00	-	0.00	-	0.00
TOTAL U.T.		**3,97,002**	**6.07**	**35,50,000**	**35.00**	**37,50,000**	**36.36**
TOTAL (STATE & UTs)		**82,85,255**	**7.31**	**1,00,12,477**	**7.05**	**1,18,06,834**	**7.46**

STATEMENT NO. 8.5: BUDGETED EXPENDITURE ON TECHNICAL EDUCATION (REVENUE ACCOUNT)- ASSISTANCE TO NON- GOVT. TECHNICAL COLLEGES AND INSTITUTIONS

(RUPEES IN THOUSANDS)

S. No.	STATE/UNION TERRITORY	2020-21 (ACTUAL)	% TO TOTAL EXP. ON TECHNICAL EDUCATION	2021-22 (REVISED ESTIMATE)	% TO TOTAL EXP. ON TECHNICAL EDUCATION	2022-23 (BUDGET ESTIMATE)	% TO TOTAL EXP. ON TECHNICAL EDUCATION
(1)	(2)	(3)	(4)	(5)	(6)	(7)	(8)
1	ANDHRA PRADESH	6,051	0.13	4,431	0.09	6,544	0.12
2	ARUNACHAL PRADESH	-	0.00	-	0.00	-	0.00
3	ASSAM	-	0.00	-	0.00	-	0.00
4	BIHAR	-	0.00	-	0.00	-	0.00
5	CHHATTISGARH	-	0.00	-	0.00	-	0.00
6	GOA	-	0.00	-	0.00	-	0.00
7	GUJARAT	-	0.00	-	0.00	-	0.00
8	HARYANA	3,24,457	5.77	1,00,001	2.59	1,00,000	2.50
9	HIMACHAL PRADESH	-	0.00	-	0.00	-	0.00
10	JHARKHAND	-	0.00	5,50,000	21.67	3,00,000	13.73
11	KARNATAKA	43,18,876	46.92	32,53,300	30.99	50,78,800	41.63
12	KERALA	10,75,216	11.76	14,37,131	12.17	13,95,326	11.08
13	MADHYA PRADESH	27,68,600	56.50	27,83,406	48.54	27,61,606	46.08
14	MAHARAHSTRA	1,01,57,004	51.38	1,24,07,081	39.35	1,33,08,360	38.96
15	MANIPUR	-	0.00	-	0.00	-	0.00
16	MEGHALAYA	-	0.00	-	0.00	-	0.00
17	MIZORAM	-	0.00	-	0.00	-	0.00
18	NAGALAND	-	0.00	-	0.00	-	0.00
19	ODISHA	-	0.00	-	0.00	-	0.00
20	PUNJAB	-	0.00	-	0.00	-	0.00
21	RAJASTHAN	1,42,492	6.74	6,39,818	17.23	5,62,128	16.61
22	SIKKIM	-	0.00	-	0.00	-	0.00
23	TAMIL NADU	7,87,550	6.92	6,25,546	5.35	7,35,630	5.32
24	TELANGANA	-	0.00	-	0.00	-	0.00
25	TRIPURA	-	0.00	-	0.00	-	0.00
26	UTTAR PRADESH	3,47,357	8.82	2,37,069	5.55	3,06,359	5.72
27	UTTARAKHAND	43,000	1.44	42,000	1.44	33,000	0.87
28	WEST BENGAL	-	0.00	-	0.00	-	0.00
TOTAL STATES		**1,99,70,603**	**18.70**	**2,20,79,783**	**16.73**	**2,45,87,753**	**16.61**
29	A & N ISLANDS	-	0.00	-	0.00	-	0.00
30	CHANDIGARH	-	0.00	-	0.00	-	0.00
31	DADRA & NAGAR HAVELI & DAMAN & DIU	-	0.00	-	0.00	-	0.00
32	DELHI	7,319	0.24	8,000	0.15	8,000	0.15
33	JAMMU & KASHMIR- UT	-	0.00	-	0.00	-	0.00
34	LADAKH	-	0.00	-	0.00	-	0.00
35	LAKSHADWEEP	-	0.00	-	0.00	-	0.00
36	PUDUCHERRY	-	0.00	-	0.00	-	0.00
TOTAL U.T.		**7,319**	**0.11**	**8,000**	**0.08**	**8,000**	**0.08**
TOTAL (STATE & UTs)		**1,99,77,922**	**17.63**	**2,20,87,783**	**15.55**	**2,45,95,753**	**15.53**

STATEMENT NO. 8.6: BUDGETED EXPENDITURE ON TECHNICAL EDUCATION (REVENUE ACCOUNT)- ENGINEERING COLLEGES AND INSTITUTIONS

(RUPEES IN THOUSANDS)

S. No.	STATE/UNION TERRITORY	2020-21 (ACTUAL)	% TO TOTAL EXP. ON TECHNICAL EDUCATION	2021-22 (REVISED ESTIMATE)	% TO TOTAL EXP. ON TECHNICAL EDUCATION	2022-23 (BUDGET ESTIMATE)	% TO TOTAL EXP. ON TECHNICAL EDUCATION
(1)	(2)	(3)	(4)	(5)	(6)	(7)	(8)
1	ANDHRA PRADESH	174	0.00	19	0.00	968	0.02
2	ARUNACHAL PRADESH	-	0.00	-	0.00	-	0.00
3	ASSAM	6,08,613	32.63	9,38,151	27.79	9,47,597	32.20
4	BIHAR	9,35,218	42.70	14,46,594	38.59	16,58,367	43.29
5	CHHATTISGARH	4,23,213	25.76	6,65,930	33.51	6,96,275	31.54
6	GOA	4,14,321	37.49	4,79,632	25.08	5,74,071	29.02
7	GUJARAT	32,13,078	30.14	38,51,136	34.40	41,64,291	32.13
8	HARYANA	5,49,319	9.77	5,93,680	15.39	3,95,000	9.86
9	HIMACHAL PRADESH	2,41,600	30.74	2,42,156	28.54	2,53,337	28.59
10	JHARKHAND	3,55,614	29.24	5,33,813	21.04	5,29,682	24.25
11	KARNATAKA	5,51,947	6.00	22,76,473	21.69	23,02,850	18.87
12	KERALA	31,34,950	34.30	34,40,603	29.14	36,80,349	29.22
13	MADHYA PRADESH	1,000	0.02	-	0.00	-	0.00
14	MAHARAHSTRA	16,69,888	8.45	21,09,301	6.69	22,37,620	6.55
15	MANIPUR	-	0.00	-	0.00	-	0.00
16	MEGHALAYA	-	0.00	-	0.00	-	0.00
17	MIZORAM	-	0.00	-	0.00	-	0.00
18	NAGALAND	-	0.00	-	0.00	-	0.00
19	ODISHA	10,00,807	39.88	10,74,341	37.86	14,36,972	40.59
20	PUNJAB	-	0.00	-	0.00	-	0.00
21	RAJASTHAN	-	0.00	-	0.00	-	0.00
22	SIKKIM	-	0.00	-	0.00	-	0.00
23	TAMIL NADU	19,88,897	17.48	25,76,382	22.05	34,33,234	24.84
24	TELANGANA	-	0.00	14,274	0.50	359	0.01
25	TRIPURA	3,044	12.48	-	0.00	-	0.00
26	UTTAR PRADESH	9,49,286	24.10	10,75,452	25.18	13,16,936	24.60
27	UTTARAKHAND	18,93,561	63.43	17,79,154	61.13	23,82,729	62.87
28	WEST BENGAL	6,65,928	11.61	7,47,220	11.79	7,86,721	8.61
TOTAL STATES		**1,86,00,458**	**17.42**	**2,38,44,311**	**18.07**	**2,67,97,358**	**18.10**
29	A & N ISLANDS	-	0.00	-	0.00	-	0.00
30	CHANDIGARH	7,60,660	80.93	9,57,650	82.53	9,77,600	81.99
31	DADRA & NAGAR HAVELI & DAMAN & DIU	17,429	8.61	21,010	8.45	22,700	8.37
32	DELHI	10,03,663	32.79	14,77,750	26.80	15,76,000	28.79
33	JAMMU & KASHMIR- UT	-	0.00	-	0.00	-	0.00
34	LADAKH	-	0.00	-	0.00	-	0.00
35	LAKSHADWEEP	-	0.00	-	0.00	-	0.00
36	PUDUCHERRY	5,65,238	59.97	6,25,989	55.37	6,69,700	54.92
TOTAL U.T.		**23,46,990**	**35.89**	**30,82,399**	**30.39**	**32,46,000**	**31.47**
TOTAL (STATE & UTs)		**2,09,47,448**	**18.48**	**2,69,26,710**	**18.95**	**3,00,43,358**	**18.97**

STATEMENT NO. 8.7: BUDGETED EXPENDITURE ON TECHNICAL EDUCATION (REVENUE ACCOUNT)- SCHOLARSHIPS

(RUPEES IN THOUSANDS)

S. No.	STATE/UNION TERRITORY	2020-21 (ACTUAL)	% TO TOTAL EXP. ON TECHNICAL EDUCATION	2021-22 (REVISED ESTIMATE)	% TO TOTAL EXP. ON TECHNICAL EDUCATION	2022-23 (BUDGET ESTIMATE)	% TO TOTAL EXP. ON TECHNICAL EDUCATION
(1)	(2)	(3)	(4)	(5)	(6)	(7)	(8)
1	ANDHRA PRADESH	1,446	0.03	-	0.00	5,480	0.10
2	ARUNACHAL PRADESH	-	0.00	-	0.00	-	0.00
3	ASSAM	19,010	1.02	16,261	0.48	16,262	0.55
4	BIHAR	-	0.00	-	0.00	-	0.00
5	CHHATTISGARH	879	0.05	2,200	0.11	2,200	0.10
6	GOA	-	0.00	-	0.00	-	0.00
7	GUJARAT	-	0.00	-	0.00	-	0.00
8	HARYANA	5,965	0.11	10,000	0.26	10,000	0.25
9	HIMACHAL PRADESH	-	0.00	-	0.00	-	0.00
10	JHARKHAND	-	0.00	-	0.00	-	0.00
11	KARNATAKA	2,55,332	2.77	2,50,000	2.38	2,60,000	2.13
12	KERALA	23,584	0.26	201	0.00	2,001	0.02
13	MADHYA PRADESH	-	0.00	-	0.00	-	0.00
14	MAHARAHSTRA	9,64,498	4.88	85,50,716	27.12	88,18,518	25.82
15	MANIPUR	-	0.00	350	0.13	350	0.13
16	MEGHALAYA	6,331	3.84	11,410	2.79	12,000	5.45
17	MIZORAM	-	0.00	-	0.00	-	0.00
18	NAGALAND	4,929	2.49	8,500	3.52	10,000	3.88
19	ODISHA	-	0.00	-	0.00	-	0.00
20	PUNJAB	-	0.00	30	0.00	30	0.00
21	RAJASTHAN	16,687	0.79	17,850	0.48	17,850	0.53
22	SIKKIM	-	0.00	-	0.00	-	0.00
23	TAMIL NADU	-	0.00	120	0.00	120	0.00
24	TELANGANA	-	0.00	1,000	0.04	1,000	0.03
25	TRIPURA	181	0.74	884	2.39	520	1.26
26	UTTAR PRADESH	-	0.00	-	0.00	-	0.00
27	UTTARAKHAND	-	0.00	-	0.00	-	0.00
28	WEST BENGAL	-	0.00	-	0.00	-	0.00
TOTAL STATES		**12,98,841**	**1.22**	**88,69,522**	**6.72**	**91,56,331**	**6.18**
29	A & N ISLANDS	-	0.00	-	0.00	-	0.00
30	CHANDIGARH	-	0.00	-	0.00	-	0.00
31	DADRA & NAGAR HAVELI & DAMAN & DIU	-	0.00	-	0.00	-	0.00
32	DELHI	245	0.01	-	0.00	-	0.00
33	JAMMU & KASHMIR- UT	-	0.00	-	0.00	-	0.00
34	LADAKH	-	0.00	-	0.00	-	0.00
35	LAKSHADWEEP	-	0.00	-	0.00	-	0.00
36	PUDUCHERRY	28	0.00	125	0.01	125	0.01
TOTAL U.T.		**273**	**0.00**	**125**	**0.00**	**125**	**0.00**
TOTAL (STATE & UTs)		**12,99,114**	**1.15**	**88,69,647**	**6.24**	**91,56,456**	**5.78**

STATEMENT NO. 8.8: BUDGETED EXPENDITURE ON TECHNICAL EDUCATION (REVENUE ACCOUNT)- TRAINING

(RUPEES IN THOUSANDS)

S. No.	STATE/UNION TERRITORY	2020-21 (ACTUAL)	% TO TOTAL EXP. ON TECHNICAL EDUCATION	2021-22 (REVISED ESTIMATE)	% TO TOTAL EXP. ON TECHNICAL EDUCATION	2022-23 (BUDGET ESTIMATE)	% TO TOTAL EXP. ON TECHNICAL EDUCATION
(1)	(2)	(3)	(4)	(5)	(6)	(7)	(8)
1	ANDHRA PRADESH	-	0.00	-	0.00	-	0.00
2	ARUNACHAL PRADESH	-	0.00	-	0.00	-	0.00
3	ASSAM	-	0.00	-	0.00	-	0.00
4	BIHAR	17,208	0.79	50,000	1.33	60,000	1.57
5	CHHATTISGARH	-	0.00	-	0.00	-	0.00
6	GOA	-	0.00	-	0.00	-	0.00
7	GUJARAT	1,721	0.02	1,700	0.02	3,900	0.03
8	HARYANA	-	0.00	-	0.00	-	0.00
9	HIMACHAL PRADESH	-	0.00	-	0.00	-	0.00
10	JHARKHAND	-	0.00	35,500	1.40	37,000	1.69
11	KARNATAKA	-	0.00	-	0.00	-	0.00
12	KERALA	1,63,414	1.79	1,75,141	1.48	2,21,147	1.76
13	MADHYA PRADESH	1,568	0.03	3,273	0.06	3,273	0.05
14	MAHARAHSTRA	-	0.00	2,250	0.01	5,000	0.01
15	MANIPUR	-	0.00	-	0.00	-	0.00
16	MEGHALAYA	-	0.00	-	0.00	-	0.00
17	MIZORAM	-	0.00	-	0.00	-	0.00
18	NAGALAND	-	0.00	-	0.00	-	0.00
19	ODISHA	-	0.00	-	0.00	-	0.00
20	PUNJAB	-	0.00	-	0.00	-	0.00
21	RAJASTHAN	-	0.00	-	0.00	-	0.00
22	SIKKIM	-	0.00	-	0.00	-	0.00
23	TAMIL NADU	-	0.00	-	0.00	-	0.00
24	TELANGANA	1,247	0.05	-	0.00	-	0.00
25	TRIPURA	-	0.00	-	0.00	-	0.00
26	UTTAR PRADESH	-	0.00	-	0.00	-	0.00
27	UTTARAKHAND	-	0.00	-	0.00	-	0.00
28	WEST BENGAL	11,24,738	19.61	10,58,665	16.70	29,22,536	31.99
TOTAL STATES		**13,09,896**	**1.23**	**13,26,529**	**1.01**	**32,52,856**	**2.20**
29	A & N ISLANDS	-	0.00	-	0.00	-	0.00
30	CHANDIGARH	-	0.00	-	0.00	-	0.00
31	DADRA & NAGAR HAVELI & DAMAN & DIU	-	0.00	-	0.00	-	0.00
32	DELHI	-	0.00	-	0.00	-	0.00
33	JAMMU & KASHMIR- UT	-	0.00	-	0.00	-	0.00
34	LADAKH	-	0.00	-	0.00	-	0.00
35	LAKSHADWEEP	-	0.00	-	0.00	-	0.00
36	PUDUCHERRY	-	0.00	-	0.00	-	0.00
TOTAL U.T.		**-**	**0.00**	**-**	**0.00**	**-**	**0.00**
TOTAL (STATE & UTs)		**13,09,896**	**1.16**	**13,26,529**	**0.93**	**32,52,856**	**2.05**

STATEMENT NO. 8.9: BUDGETED EXPENDITURE ON TECHNICAL EDUCATION (REVENUE ACCOUNT)- OTHER EXPENDITURE

(RUPEES IN THOUSANDS)

S. No.	STATE/UNION TERRITORY	2020-21 (ACTUAL)	% TO TOTAL EXP. ON TECHNICAL EDUCATION	2021-22 (REVISED ESTIMATE)	% TO TOTAL EXP. ON TECHNICAL EDUCATION	2022-23 (BUDGET ESTIMATE)	% TO TOTAL EXP. ON TECHNICAL EDUCATION
(1)	(2)	(3)	(4)	(5)	(6)	(7)	(8)
1	ANDHRA PRADESH	19,240	0.40	10,356	0.22	30,171	0.55
2	ARUNACHAL PRADESH	20,020	11.00	5,801	3.67	6,500	3.54
3	ASSAM	354	0.02	-	0.00	-	0.00
4	BIHAR	25,931	1.18	3,50,109	9.34	1,00,001	2.61
5	CHHATTISGARH	-	0.00	-	0.00	-	0.00
6	GOA	-	0.00	-	0.00	-	0.00
7	GUJARAT	5,09,712	4.78	6,61,030	5.90	6,69,283	5.16
8	HARYANA	10,328	0.18	28,000	0.73	28,000	0.70
9	HIMACHAL PRADESH	9,405	1.20	324	0.04	325	0.04
10	JHARKHAND	3,11,519	25.62	8,06,969	31.80	7,75,277	35.49
11	KARNATAKA	39,598	0.43	1,04,977	1.00	55,300	0.45
12	KERALA	2,19,978	2.41	2,77,928	2.35	1,87,255	1.49
13	MADHYA PRADESH	80,465	1.64	69,300	1.21	0	0.00
14	MAHARAHSTRA	1,05,043	0.53	1,62,485	0.52	2,17,411	0.64
15	MANIPUR	0	0.00	0	0.00	0	0.00
16	MEGHALAYA	4,000	2.43	7,000	1.71	4,485	2.04
17	MIZORAM	-	0.00	-	0.00	-	0.00
18	NAGALAND	-	0.00	-	0.00	-	0.00
19	ODISHA	6,57,607	26.20	7,18,614	25.32	9,81,024	27.71
20	PUNJAB	2,77,313	17.34	1,53,433	7.65	2,15,105	9.21
21	RAJASTHAN	44,297	2.09	85,620	2.31	2,22,402	6.57
22	SIKKIM	-	0.00	-	0.00	-	0.00
23	TAMIL NADU	2,92,461	2.57	6,68,577	5.72	8,72,330	6.31
24	TELANGANA	-	0.00	1,14,816	4.02	-	0.00
25	TRIPURA	7,064	28.95	9,496	25.70	9,420	22.75
26	UTTAR PRADESH	89,509	2.27	1,09,826	2.57	1,27,237	2.38
27	UTTARAKHAND	-	0.00	-	0.00	-	0.00
28	WEST BENGAL	15,51,667	27.05	19,28,658	30.43	23,81,589	26.07
TOTAL STATES		**42,75,511**	**4.00**	**62,73,319**	**4.75**	**68,83,115**	**4.65**
29	A & N ISLANDS	-	0.00	-	0.00	-	0.00
30	CHANDIGARH	-	0.00	-	0.00	-	0.00
31	DADRA & NAGAR HAVELI & DAMAN & DIU	3,188	1.58	900	0.36	1,500	0.55
32	DELHI	71	0.00	-	0.00	-	0.00
33	JAMMU & KASHMIR- UT	-	0.00	-	0.00	-	0.00
34	LADAKH	-	0.00	-	0.00	-	0.00
35	LAKSHADWEEP	-	0.00	-	0.00	-	0.00
36	PUDUCHERRY	-	0.00	-	0.00	-	0.00
TOTAL U.T.		**3,259**	**0.05**	**900**	**0.01**	**1,500**	**0.01**
TOTAL (STATE & UTs)		**42,78,770**	**3.78**	**62,74,219**	**4.42**	**68,84,615**	**4.35**

STATEMENT NO. 9: BUDGETED EXPENDITURE ON GENERAL EDUCATION (REVENUE ACCOUNT)- TOTAL EXPENDITURE

(RUPEES IN THOUSANDS)

S. No.	STATE/UNION TERRITORY	2020-21 (ACTUAL)	% TO TOTAL EXP. ON EDUCATION	2021-22 (REVISED ESTIMATE)	% TO TOTAL EXP. ON EDUCATION	2022-23 (BUDGET ESTIMATE)	% TO TOTAL EXP. ON EDUCATION
(1)	(2)	(3)	(4)	(5)	(6)	(7)	(8)
1	ANDHRA PRADESH	17,08,404	0.88	16,58,650	0.79	15,30,458	0.63
2	ARUNACHAL PRADESH	1,27,887	1.07	1,32,068	0.85	1,60,890	1.18
3	ASSAM	9,66,962	0.67	10,96,117	0.59	10,40,016	0.54
4	BIHAR	10,87,325	0.96	17,24,826	0.90	18,71,081	1.21
5	CHHATTISGARH	3,399	0.00	3,000	0.00	5,438	0.00
6	GOA	1,00,486	0.56	1,07,951	0.48	1,22,651	0.50
7	GUJARAT	21,19,663	0.85	24,10,245	0.89	30,92,796	1.12
8	HARYANA	-	0.00	-	0.00	-	0.00
9	HIMACHAL PRADESH	-	0.00	7,694	0.01	7,900	0.01
10	JHARKHAND	21,81,604	1.94	30,57,600	2.25	31,74,700	2.06
11	KARNATAKA	11,25,827	0.44	33,20,360	1.17	34,85,610	1.17
12	KERALA	4,55,923	0.28	6,61,077	0.27	7,67,094	0.31
13	MADHYA PRADESH	4,86,227	0.17	6,13,041	0.20	8,13,039	0.23
14	MAHARAHSTRA	17,61,490	0.29	44,78,009	0.66	60,80,316	0.80
15	MANIPUR	3,03,185	2.46	5,53,666	3.33	9,62,564	5.56
16	MEGHALAYA	4,15,655	2.63	5,85,586	3.12	5,97,070	3.05
17	MIZORAM	1,84,076	1.43	1,91,943	1.34	1,88,629	1.42
18	NAGALAND	40,050	0.24	-	0.00	-	0.00
19	ODISHA	50,485	0.04	64,480	0.04	69,543	0.04
20	PUNJAB	3,76,374	0.33	3,95,900	0.30	6,14,116	0.45
21	RAJASTHAN	1,84,000	0.06	1,29,002	0.03	1,42,512	0.03
22	SIKKIM	10,75,086	9.62	8,46,946	7.34	6,54,453	5.24
23	TAMIL NADU	3,43,00,380	9.83	1,44,86,380	3.97	1,02,85,000	2.56
24	TELANGANA	6,10,845	0.58	7,28,320	0.61	10,96,966	0.75
25	TRIPURA	55,136	0.43	61,800	0.38	91,500	0.50
26	UTTAR PRADESH	11,63,760	0.25	15,86,883	0.29	21,88,331	0.29
27	UTTARAKHAND	1,88,345	0.27	2,13,885	0.28	3,12,417	0.35
28	WEST BENGAL	26,17,595	0.80	1,06,78,503	3.07	70,35,653	1.92
TOTAL STATES		**5,36,90,168**	**1.21**	**4,97,93,932**	**0.96**	**4,63,90,743**	**0.81**
29	A & N ISLANDS	1,07,167	1.81	1,05,220	1.69	1,05,400	1.61
30	CHANDIGARH	1,41,162	2.21	89,194	1.31	94,383	1.29
31	DADRA & NAGAR HAVELI & DAMAN & DIU	45,240	2.13	1,55,465	5.75	1,03,960	3.73
32	DELHI	13,39,148	1.43	16,99,276	1.47	14,67,520	1.14
33	JAMMU & KASHMIR- UT	1,50,002	0.13	1,74,215	0.16	1,95,883	0.17
34	LADAKH	10,504	0.23	19,100	0.32	23,900	0.37
35	LAKSHADWEEP	10,331	0.77	11,500	0.84	16,600	1.11
36	PUDUCHERRY	2,48,390	3.05	2,62,692	2.68	2,95,956	2.95
TOTAL U.T.		**20,51,944**	**0.85**	**25,16,662**	**0.98**	**23,03,602**	**0.83**
TOTAL (STATE & UTs)		**5,57,42,112**	**1.19**	**5,23,10,594**	**0.96**	**4,86,94,345**	**0.81**
CENTRAL TOTAL		**35,20,000**	**0.30**	**60,78,600**	**0.40**	**76,46,800**	**0.46**
GRAND TOTAL		**5,92,62,112**	**1.01**	**5,83,89,194**	**0.84**	**5,63,41,145**	**0.73**

STATEMENT NO. 9.1: BUDGETED EXPENDITURE ON GENERAL EDUCATION (REVENUE ACCOUNT)- DIRECTION & ADMINISTRATION

(RUPEES IN THOUSANDS)

S. No.	STATE/UNION TERRITORY	2020-21 (ACTUAL)	% TO TOTAL EXP. ON GENERAL EDUCATION	2021-22 (REVISED ESTIMATE)	% TO TOTAL EXP. ON GENERAL EDUCATION	2022-23 (BUDGET ESTIMATE)	% TO TOTAL EXP. ON GENERAL EDUCATION
(1)	(2)	(3)	(4)	(5)	(6)	(7)	(8)
1	ANDHRA PRADESH	6,84,977	40.09	6,81,157	41.07	7,85,400	51.32
2	ARUNACHAL PRADESH	1,27,887	100.00	1,32,068	100.00	1,60,890	100.00
3	ASSAM	48,303	5.00	49,903	4.55	70,556	6.78
4	BIHAR	1,69,335	15.57	2,25,210	13.06	2,09,531	11.20
5	CHHATTISGARH	3,399	100.00	3,000	100.00	3,000	100.00
6	GOA	1,00,386	99.90	1,07,851	99.91	1,22,551	99.92
7	GUJARAT	14,78,362	69.75	16,89,245	70.09	22,90,904	74.07
8	HARYANA	-	0.00	-	0.00	-	0.00
9	HIMACHAL PRADESH	-	0.00	-	0.00	-	0.00
10	JHARKHAND	21,79,912	99.92	30,55,600	99.93	31,69,700	99.84
11	KARNATAKA	-	0.00	-	0.00	-	0.00
12	KERALA	-	0.00	-	0.00	-	0.00
13	MADHYA PRADESH	3,23,118	66.45	3,30,748	53.95	5,92,354	72.86
14	MAHARAHSTRA	8,96,780	50.91	10,85,048	24.23	12,29,567	20.22
15	MANIPUR	1,79,019	59.05	2,21,197	39.95	2,66,418	27.68
16	MEGHALAYA	444	0.11	1,000	0.17	526	0.09
17	MIZORAM	98,587	53.56	98,528	51.33	1,22,702	65.05
18	NAGALAND	40,050	100.00	-	0.00	-	0.00
19	ODISHA	42,122	83.43	50,774	78.74	51,558	74.14
20	PUNJAB	3,73,758	99.30	3,95,699	99.95	4,73,915	77.17
21	RAJASTHAN	-	0.00	-	0.00	-	0.00
22	SIKKIM	9,55,086	88.84	7,66,423	90.49	5,74,453	87.78
23	TAMIL NADU	-	0.00	-	0.00	-	0.00
24	TELANGANA	4,97,435	81.43	5,36,967	73.73	7,00,240	63.83
25	TRIPURA	55,136	100.00	61,800	100.00	91,500	100.00
26	UTTAR PRADESH	45,187	3.88	55,585	3.50	71,511	3.27
27	UTTARAKHAND	1,75,608	93.24	2,01,011	93.98	2,96,992	95.06
28	WEST BENGAL	4,48,554	17.14	11,03,598	10.33	13,88,578	19.74
TOTAL STATES		**89,23,445**	**16.62**	**1,08,52,412**	**21.79**	**1,26,72,846**	**27.32**
29	A & N ISLANDS	96,274	89.84	97,320	92.49	99,100	94.02
30	CHANDIGARH	52,230	37.00	61,544	69.00	73,243	77.60
31	DADRA & NAGAR HAVELI & DAMAN & DIU	10,777	23.82	-	0.00	-	0.00
32	DELHI	3,69,301	27.58	3,89,000	22.89	7,12,220	48.53
33	JAMMU & KASHMIR- UT	-	0.00	-	0.00	-	0.00
34	LADAKH	10,504	100.00	19,100	100.00	23,900	100.00
35	LAKSHADWEEP	10,331	100.00	11,500	100.00	16,600	100.00
36	PUDUCHERRY	1,08,496	43.68	1,24,797	47.51	1,28,213	43.32
TOTAL U.T.		**6,57,913**	**32.06**	**7,03,261**	**27.94**	**10,53,276**	**45.72**
TOTAL (STATE & UTs)		**95,81,358**	**17.19**	**1,15,55,673**	**22.09**	**1,37,26,122**	**28.19**

STATEMENT NO. 9.2: BUDGETED EXPENDITURE ON GENERAL EDUCATION (REVENUE ACCOUNT)- SCHOLARSHIPS

(RUPEES IN THOUSANDS)

S. No.	STATE/UNION TERRITORY	2020-21 (ACTUAL)	% TO TOTAL EXP. ON GENERAL EDUCATION	2021-22 (REVISED ESTIMATE)	% TO TOTAL EXP. ON GENERAL EDUCATION	2022-23 (BUDGET ESTIMATE)	% TO TOTAL EXP. ON GENERAL EDUCATION
(1)	(2)	(3)	(4)	(5)	(6)	(7)	(8)
1	ANDHRA PRADESH	-	0.00	-	0.00	-	0.00
2	ARUNACHAL PRADESH	-	0.00	-	0.00	-	0.00
3	ASSAM	-	0.00	-	0.00	-	0.00
4	BIHAR	-	0.00	-	0.00	-	0.00
5	CHHATTISGARH	-	0.00	-	0.00	-	0.00
6	GOA	-	0.00	-	0.00	-	0.00
7	GUJARAT	4,425	0.21	5,000	0.21	5,000	0.16
8	HARYANA	-	0.00	-	0.00	-	0.00
9	HIMACHAL PRADESH	-	0.00	-	0.00	-	0.00
10	JHARKHAND	-	0.00	-	0.00	-	0.00
11	KARNATAKA	795	0.07	20,00,900	60.26	20,00,000	57.38
12	KERALA	-	0.00	-	0.00	-	0.00
13	MADHYA PRADESH	1,26,871	26.09	2,10,685	34.37	2,20,685	27.14
14	MAHARAHSTRA	8,790	0.50	35,870	0.80	47,639	0.78
15	MANIPUR	-	0.00	-	0.00	-	0.00
16	MEGHALAYA	-	0.00	-	0.00	-	0.00
17	MIZORAM	-	0.00	-	0.00	-	0.00
18	NAGALAND	-	0.00	-	0.00	-	0.00
19	ODISHA	-	0.00	-	0.00	-	0.00
20	PUNJAB	1,049	0.28	200	0.05	200	0.03
21	RAJASTHAN	-	0.00	-	0.00	-	0.00
22	SIKKIM	1,20,000	11.16	80,523	9.51	80,000	12.22
23	TAMIL NADU	-	0.00	14,735	0.10	5,000	0.05
24	TELANGANA	-	0.00	-	0.00	-	0.00
25	TRIPURA	-	0.00	-	0.00	-	0.00
26	UTTAR PRADESH	-	0.00	-	0.00	-	0.00
27	UTTARAKHAND	37	0.02	38	0.02	50	0.02
28	WEST BENGAL	20,09,597	76.77	93,50,669	87.57	50,06,439	71.16
TOTAL STATES		**22,71,564**	**4.23**	**1,16,98,620**	**23.49**	**73,65,013**	**15.88**
29	A & N ISLANDS	-	0.00	-	0.00	400	0.38
30	CHANDIGARH	88,932	63.00	27,650	31.00	21,140	22.40
31	DADRA & NAGAR HAVELI & DAMAN & DIU	31,476	69.58	50,000	32.16	-	0.00
32	DELHI	9,67,459	72.24	12,67,376	74.58	7,50,500	51.14
33	JAMMU & KASHMIR- UT	25,903	17.27	36,000	20.66	36,000	18.38
34	LADAKH	-	0.00	-	0.00	-	0.00
35	LAKSHADWEEP	-	0.00	-	0.00	-	0.00
36	PUDUCHERRY	3,030	1.22	3,033	1.15	3,089	1.04
TOTAL U.T.		**11,16,800**	**54.43**	**13,84,059**	**55.00**	**8,11,129**	**35.21**
TOTAL (STATE & UTs)		**33,88,364**	**6.08**	**1,30,82,679**	**25.01**	**81,76,142**	**16.79**

STATEMENT NO. 9.3: BUDGETED EXPENDITURE ON GENERAL EDUCATION (REVENUE ACCOUNT)- RESEARCH

(RUPEES IN THOUSANDS)

S. No.	STATE/UNION TERRITORY	2020-21 (ACTUAL)	% TO TOTAL EXP. ON GENERAL EDUCATION	2021-22 (REVISED ESTIMATE)	% TO TOTAL EXP. ON GENERAL EDUCATION	2022-23 (BUDGET ESTIMATE)	% TO TOTAL EXP. ON GENERAL EDUCATION
(1)	(2)	(3)	(4)	(5)	(6)	(7)	(8)
1	ANDHRA PRADESH	-	0.00	-	0.00	-	0.00
2	ARUNACHAL PRADESH	-	0.00	-	0.00	-	0.00
3	ASSAM	6,40,855	66.28	7,07,952	64.59	5,58,369	53.69
4	BIHAR	2,47,675	22.78	4,59,725	26.65	4,02,640	21.52
5	CHHATTISGARH	-	0.00	-	0.00	-	0.00
6	GOA	-	0.00	-	0.00	-	0.00
7	GUJARAT	-	0.00	-	0.00	-	0.00
8	HARYANA	-	0.00	-	0.00	-	0.00
9	HIMACHAL PRADESH	-	0.00	-	0.00	-	0.00
10	JHARKHAND	-	0.00	-	0.00	-	0.00
11	KARNATAKA	-	0.00	-	0.00	-	0.00
12	KERALA	1,23,428	27.07	1,21,853	18.43	3,28,103	42.77
13	MADHYA PRADESH	-	0.00	-	0.00	-	0.00
14	MAHARAHSTRA	-	0.00	1,04,900	2.34	4,500	0.07
15	MANIPUR	-	0.00	-	0.00	-	0.00
16	MEGHALAYA	-	0.00	-	0.00	-	0.00
17	MIZORAM	4,532	2.46	2,943	1.53	485	0.26
18	NAGALAND	-	0.00	-	0.00	-	0.00
19	ODISHA	-	0.00	-	0.00	-	0.00
20	PUNJAB	-	0.00	-	0.00	-	0.00
21	RAJASTHAN	6,661	3.62	15,157	11.75	19,126	13.42
22	SIKKIM	-	0.00	-	0.00	-	0.00
23	TAMIL NADU	-	0.00	-	0.00	-	0.00
24	TELANGANA	-	0.00	-	0.00	-	0.00
25	TRIPURA	-	0.00	-	0.00	-	0.00
26	UTTAR PRADESH	56,790	4.88	55,571	3.50	72,874	3.33
27	UTTARAKHAND	-	0.00	-	0.00	-	0.00
28	WEST BENGAL	-	0.00	-	0.00	-	0.00
TOTAL STATES		**10,79,941**	**2.01**	**14,68,101**	**2.95**	**13,86,097**	**2.99**
29	A & N ISLANDS	-	0.00	-	0.00	-	0.00
30	CHANDIGARH	-	0.00	-	0.00	-	0.00
31	DADRA & NAGAR HAVELI & DAMAN & DIU	-	0.00	-	0.00	-	0.00
32	DELHI	-	0.00	40,000	2.35	-	0.00
33	JAMMU & KASHMIR- UT	34,486	22.99	40,799	23.42	54,298	27.72
34	LADAKH	-	0.00	-	0.00	-	0.00
35	LAKSHADWEEP	-	0.00	-	0.00	-	0.00
36	PUDUCHERRY	-	0.00	-	0.00	-	0.00
TOTAL U.T.		**34,486**	**1.68**	**80,799**	**3.21**	**54,298**	**2.36**
TOTAL (STATE & UTs)		**11,14,427**	**2.00**	**15,48,900**	**2.96**	**14,40,395**	**2.96**

STATEMENT NO. 9.4: BUDGETED EXPENDITURE ON GENERAL EDUCATION (REVENUE ACCOUNT)- TRAINING

(RUPEES IN THOUSANDS)

S. No.	STATE/UNION TERRITORY	2020-21 (ACTUAL)	% TO TOTAL EXP. ON GENERAL EDUCATION	2021-22 (REVISED ESTIMATE)	% TO TOTAL EXP. ON GENERAL EDUCATION	2022-23 (BUDGET ESTIMATE)	% TO TOTAL EXP. ON GENERAL EDUCATION
(1)	(2)	(3)	(4)	(5)	(6)	(7)	(8)
1	ANDHRA PRADESH	4,86,308	28.47	4,53,520	27.34	3,41,491	22.31
2	ARUNACHAL PRADESH	-	0.00	-	0.00	-	0.00
3	ASSAM	2,57,752	26.66	2,63,365	24.03	3,27,971	31.54
4	BIHAR	6,69,940	61.61	10,39,431	60.26	12,58,910	67.28
5	CHHATTISGARH	-	0.00	-	0.00	-	0.00
6	GOA	-	0.00	-	0.00	-	0.00
7	GUJARAT	1,92,221	9.07	1,89,940	7.88	2,20,000	7.11
8	HARYANA	-	0.00	-	0.00	-	0.00
9	HIMACHAL PRADESH	-	0.00	-	0.00	-	0.00
10	JHARKHAND	-	0.00	-	0.00	-	0.00
11	KARNATAKA	8,91,707	79.20	10,36,760	31.22	11,59,020	33.25
12	KERALA	2,47,500	54.29	4,24,434	64.20	3,65,228	47.61
13	MADHYA PRADESH	-	0.00	-	0.00	-	0.00
14	MAHARAHSTRA	1,63,090	9.26	2,14,961	4.80	2,54,411	4.18
15	MANIPUR	1,03,827	34.25	2,07,576	37.49	64,747	6.73
16	MEGHALAYA	2,64,768	63.70	4,27,086	72.93	4,25,257	71.22
17	MIZORAM	-	0.00	-	0.00	-	0.00
18	NAGALAND	-	0.00	-	0.00	-	0.00
19	ODISHA	1,128	2.23	6,500	10.08	10,785	15.51
20	PUNJAB	-	0.00	-	0.00	-	0.00
21	RAJASTHAN	1,61,170	87.59	95,753	74.23	1,03,454	72.59
22	SIKKIM	-	0.00	-	0.00	-	0.00
23	TAMIL NADU	-	0.00	-	0.00	-	0.00
24	TELANGANA	33,849	5.54	26,247	3.60	49,220	4.49
25	TRIPURA	-	0.00	-	0.00	-	0.00
26	UTTAR PRADESH	8,73,376	75.05	9,68,509	61.03	14,83,465	67.79
27	UTTARAKHAND	12,700	6.74	12,836	6.00	15,375	4.92
28	WEST BENGAL	-	0.00	-	0.00	-	0.00
TOTAL STATES		**43,59,336**	**8.12**	**53,66,918**	**10.78**	**60,79,334**	**13.10**
29	A & N ISLANDS	-	0.00	-	0.00	-	0.00
30	CHANDIGARH	-	0.00	-	0.00	-	0.00
31	DADRA & NAGAR HAVELI & DAMAN & DIU	-	0.00	-	0.00	-	0.00
32	DELHI	-	0.00	-	0.00	-	0.00
33	JAMMU & KASHMIR- UT	89,613	59.74	97,416	55.92	1,05,585	53.90
34	LADAKH	-	0.00	-	0.00	-	0.00
35	LAKSHADWEEP	-	0.00	-	0.00	-	0.00
36	PUDUCHERRY	-	0.00	-	0.00	-	0.00
TOTAL U.T.		**89,613**	**4.37**	**97,416**	**3.87**	**1,05,585**	**4.58**
TOTAL (STATE & UTs)		**44,48,949**	**7.98**	**54,64,334**	**10.45**	**61,84,919**	**12.70**

STATEMENT NO. 9.5: BUDGETED EXPENDITURE ON GENERAL EDUCATION (REVENUE ACCOUNT)- OTHER EXPENDITURE

(RUPEES IN THOUSANDS)

S. No.	STATE/UNION TERRITORY	2020-21 (ACTUAL)	% TO TOTAL EXP. ON GENERAL EDUCATION	2021-22 (REVISED ESTIMATE)	% TO TOTAL EXP. ON GENERAL EDUCATION	2022-23 (BUDGET ESTIMATE)	% TO TOTAL EXP. ON GENERAL EDUCATION
(1)	(2)	(3)	(4)	(5)	(6)	(7)	(8)
1	ANDHRA PRADESH	5,37,119	31.44	5,23,973	31.59	4,03,567	26.37
2	ARUNACHAL PRADESH	-	0.00	-	0.00	-	0.00
3	ASSAM	20,052	2.07	74,897	6.83	83,120	7.99
4	BIHAR	375	0.03	460	0.03	-	0.00
5	CHHATTISGARH	-	0.00	-	0.00	2,438	0.00
6	GOA	100	0.10	100	0.09	100	0.08
7	GUJARAT	4,44,655	20.98	5,26,060	21.83	5,76,892	18.65
8	HARYANA	-	0.00	-	0.00	-	0.00
9	HIMACHAL PRADESH	-	0.00	7,694	100.00	7,900	100.00
10	JHARKHAND	1,692	0.08	2,000	0.07	5,000	0.16
11	KARNATAKA	2,33,325	20.72	2,82,700	8.51	3,26,590	9.37
12	KERALA	84,995	18.64	1,14,790	17.36	73,763	9.62
13	MADHYA PRADESH	36,238	7.45	71,608	11.68	-	0.00
14	MAHARAHSTRA	6,92,830	39.33	30,37,230	67.83	45,44,199	74.74
15	MANIPUR	20,339	6.71	1,24,893	22.56	6,31,399	65.60
16	MEGHALAYA	1,50,442	36.19	1,57,500	26.90	1,71,287	28.69
17	MIZORAM	80,957	43.98	90,472	47.13	65,442	34.69
18	NAGALAND	-	0.00	-	0.00	-	0.00
19	ODISHA	7,235	14.33	7,206	11.18	7,200	10.35
20	PUNJAB	1,567	0.42	1	0.00	1,40,001	22.80
21	RAJASTHAN	16,169	8.79	18,092	14.02	19,932	13.99
22	SIKKIM	-	0.00	-	0.00	-	0.00
23	TAMIL NADU	3,43,00,380	100.00	1,44,71,645	99.90	1,02,80,000	99.95
24	TELANGANA	79,561	13.02	1,65,106	22.67	3,47,506	31.68
25	TRIPURA	-	0.00	-	0.00	-	0.00
26	UTTAR PRADESH	1,88,406	16.19	5,07,218	31.96	5,60,481	25.61
27	UTTARAKHAND	-	0.00	-	0.00	-	0.00
28	WEST BENGAL	1,59,444	6.09	2,24,236	2.10	6,40,636	9.11
TOTAL STATES		**3,70,55,881**	**69.02**	**2,04,07,881**	**40.98**	**1,88,87,453**	**40.71**
29	A & N ISLANDS	10,893	10.16	7,900	7.51	5,900	5.60
30	CHANDIGARH	-	0.00	-	0.00	-	0.00
31	DADRA & NAGAR HAVELI & DAMAN & DIU	2,987	6.60	1,05,465	67.84	1,03,960	100.00
32	DELHI	2,388	0.18	2,900	0.17	4,800	0.33
33	JAMMU & KASHMIR- UT	-	0.00	-	0.00	-	0.00
34	LADAKH	-	0.00	-	0.00	-	0.00
35	LAKSHADWEEP	-	0.00	-	0.00	-	0.00
36	PUDUCHERRY	1,36,864	55.10	1,34,862	51.34	1,64,654	55.63
TOTAL U.T.		**1,53,132**	**7.46**	**2,51,127**	**9.98**	**2,79,314**	**12.13**
TOTAL (STATE & UTs)		**3,72,09,013**	**66.75**	**2,06,59,008**	**39.49**	**1,91,66,767**	**39.36**

STATEMENT NO. 10: BUDGETED EXPENDITURE ON LANGUAGE EDUCATION (REVENUE ACCOUNT)- TOTAL EXPENDITURE

(RUPEES IN THOUSANDS)

S. No.	STATE/UNION TERRITORY	2020-21 (ACTUAL)	% TO TOTAL EXP. ON EDUCATION	2021-22 (REVISED ESTIMATE)	% TO TOTAL EXP. ON EDUCATION	2022-23 (BUDGET ESTIMATE)	% TO TOTAL EXP. ON EDUCATION
(1)	(2)	(3)	(4)	(5)	(6)	(7)	(8)
1	ANDHRA PRADESH	4,50,254	0.23	4,22,401	0.20	4,53,547	0.19
2	ARUNACHAL PRADESH	-	0.00	-	0.00	-	0.00
3	ASSAM	24,67,813	1.71	27,41,650	1.47	29,95,932	1.56
4	BIHAR	46,65,448	4.11	56,55,986	2.95	63,12,164	4.08
5	CHHATTISGARH	-	0.00	-	0.00	-	0.00
6	GOA	23,843	0.13	1,28,800	0.57	88,800	0.37
7	GUJARAT	1,98,727	0.08	2,59,811	0.10	3,34,953	0.12
8	HARYANA	-	0.00	-	0.00	-	0.00
9	HIMACHAL PRADESH	90,439	0.15	1,07,111	0.15	1,14,951	0.14
10	JHARKHAND	25,751	0.02	71,140	0.05	69,857	0.05
11	KARNATAKA	5,52,876	0.22	6,11,848	0.21	6,03,400	0.20
12	KERALA	1,71,996	0.11	1,61,709	0.07	1,76,014	0.07
13	MADHYA PRADESH	1,48,775	0.05	1,68,335	0.06	1,83,878	0.05
14	MAHARAHSTRA	-	0.00	298	0.00	3	0.00
15	MANIPUR	2,999	0.02	16,639	0.10	18,944	0.11
16	MEGHALAYA	167	0.00	450	0.00	295	0.00
17	MIZORAM	8,30,070	6.47	9,39,914	6.57	9,05,408	6.81
18	NAGALAND	7,25,093	4.42	9,04,625	4.85	8,70,022	4.22
19	ODISHA	6,31,922	0.45	7,48,712	0.43	7,39,042	0.39
20	PUNJAB	1,26,658	0.11	1,69,832	0.13	3,04,082	0.22
21	RAJASTHAN	29,06,059	0.91	36,01,821	0.91	43,39,047	1.00
22	SIKKIM	-	0.00	-	0.00	-	0.00
23	TAMIL NADU	4,42,965	0.13	5,54,736	0.15	5,25,236	0.13
24	TELANGANA	21,618	0.02	41,936	0.04	31,000	0.02
25	TRIPURA	-	0.00	-	0.00	-	0.00
26	UTTAR PRADESH	23,96,142	0.51	29,36,763	0.54	38,30,551	0.51
27	UTTARAKHAND	2,52,155	0.37	2,86,732	0.37	3,62,172	0.41
28	WEST BENGAL	6,36,595	0.20	6,33,278	0.18	7,48,759	0.20
TOTAL STATES		**1,77,68,365**	**0.40**	**2,11,64,527**	**0.41**	**2,40,08,057**	**0.42**
29	A & N ISLANDS	9,209	0.16	10,150	0.16	10,700	0.16
30	CHANDIGARH	19,169	0.30	20,874	0.31	28,540	0.39
31	DADRA & NAGAR HAVELI & DAMAN & DIU	-	0.00	-	0.00	-	0.00
32	DELHI	-	0.00	2,000	0.00	2,000	0.00
33	JAMMU & KASHMIR- UT	-	0.00	-	0.00	-	0.00
34	LADAKH	-	0.00	-	0.00	-	0.00
35	LAKSHADWEEP	-	0.00	-	0.00	-	0.00
36	PUDUCHERRY	4,019	0.05	5,369	0.05	6,694	0.07
TOTAL U.T.		**32,397**	**0.01**	**38,393**	**0.02**	**47,934**	**0.02**
TOTAL (STATE & UTs)		**1,78,00,762**	**0.38**	**2,12,02,920**	**0.39**	**2,40,55,991**	**0.40**
CENTRAL TOTAL		**43,94,300**	**0.37**	**28,41,000**	**0.19**	**36,80,100**	**0.22**
GRAND TOTAL		**2,21,95,062**	**0.38**	**2,40,43,920**	**0.35**	**2,77,36,091**	**0.36**

STATEMENT NO. 10.1: BUDGETED EXPENDITURE ON LANGUAGE EDUCATION (REVENUE ACCOUNT)- DIRECTION, INSPECTION & ADMINISTRATION

(RUPEES IN THOUSANDS)

S. No.	STATE/UNION TERRITORY	2020-21 (ACTUAL)	% TO TOTAL EXP. ON LANGUAGE EDUCATION	2021-22 (REVISED ESTIMATE)	% TO TOTAL EXP. ON LANGUAGE EDUCATION	2022-23 (BUDGET ESTIMATE)	% TO TOTAL EXP. ON LANGUAGE EDUCATION
(1)	(2)	(3)	(4)	(5)	(6)	(7)	(8)
1	ANDHRA PRADESH	-	0.00	-	0.00	-	0.00
2	ARUNACHAL PRADESH	-	0.00	-	0.00	-	0.00
3	ASSAM	37,144	1.51	84,551	3.08	73,019	2.44
4	BIHAR	-	0.00	-	0.00	-	0.00
5	CHHATTISGARH	-	0.00	-	0.00	-	0.00
6	GOA	-	0.00	-	0.00	-	0.00
7	GUJARAT	-	0.00	-	0.00	-	0.00
8	HARYANA	-	0.00	-	0.00	-	0.00
9	HIMACHAL PRADESH	27,025	29.88	35,951	33.56	36,596	31.84
10	JHARKHAND	-	0.00	-	0.00	-	0.00
11	KARNATAKA	-	0.00	-	0.00	-	0.00
12	KERALA	-	0.00	-	0.00	-	0.00
13	MADHYA PRADESH	-	0.00	-	0.00	-	0.00
14	MAHARAHSTRA	-	0.00	-	0.00	-	0.00
15	MANIPUR	-	0.00	11,113	66.79	13,428	70.88
16	MEGHALAYA	-	0.00	-	0.00	-	0.00
17	MIZORAM	-	0.00	-	0.00	-	0.00
18	NAGALAND	-	0.00	-	0.00	-	0.00
19	ODISHA	-	0.00	-	0.00	-	0.00
20	PUNJAB	1,16,782	92.20	1,57,332	92.64	2,13,132	70.09
21	RAJASTHAN	17,074	0.59	18,523	0.51	20,054	0.46
22	SIKKIM	-	0.00	-	0.00	-	0.00
23	TAMIL NADU	1,17,116	26.44	1,64,290	29.62	1,62,665	30.97
24	TELANGANA	-	0.00	-	0.00	-	0.00
25	TRIPURA	-	0.00	-	0.00	-	0.00
26	UTTAR PRADESH	3,785	0.16	5,717	0.19	7,342	0.19
27	UTTARAKHAND	6,193	2.46	4,465	1.56	6,540	1.81
28	WEST BENGAL	-	0.00	-	0.00	-	0.00
TOTAL STATES		**3,25,119**	**1.83**	**4,81,942**	**2.28**	**5,32,776**	**2.22**
29	A & N ISLANDS	-	0.00	-	0.00	-	0.00
30	CHANDIGARH	19,169	100.00	20,874	100.00	28,540	100.00
31	DADRA & NAGAR HAVELI & DAMAN & DIU	-	0.00	-	0.00	-	0.00
32	DELHI	-	0.00	-	0.00	-	0.00
33	JAMMU & KASHMIR- UT	-	0.00	-	0.00	-	0.00
34	LADAKH	-	0.00	-	0.00	-	0.00
35	LAKSHADWEEP	-	0.00	-	0.00	-	0.00
36	PUDUCHERRY	-	0.00	-	0.00	-	0.00
TOTAL U.T.		**19,169**	**59.17**	**20,874**	**54.37**	**28,540**	**59.54**
TOTAL (STATE & UTs)		**3,44,288**	**1.93**	**5,02,816**	**2.37**	**5,61,316**	**2.33**

STATEMENT NO. 10.2 :- BUDGETED EXPENDITURE ON LANGUAGE EDUCATION (REVENUE ACCOUNT) - PROMOTION OF MODERN INDIAN LANGUAGES & LITERATURE

(RUPEES IN THOUSANDS)

S. No.	STATE/UNION TERRITORY	2020-21 (ACTUAL)	% TO TOTAL EXP. ON LANGUAGE EDUCATION	2021-22 (REVISED ESTIMATE)	% TO TOTAL EXP. ON LANGUAGE EDUCATION	2022-23 (BUDGET ESTIMATE)	% TO TOTAL EXP. ON LANGUAGE EDUCATION
(1)	(2)	(3)	(4)	(5)	(6)	(7)	(8)
1	ANDHRA PRADESH	36,151	8.03	32,403	7.67	36,622	8.07
2	ARUNACHAL PRADESH	-	0.00	-	0.00	-	0.00
3	ASSAM	-	0.00	-	0.00	-	0.00
4	BIHAR	-	0.00	-	0.00	-	0.00
5	CHHATTISGARH	-	0.00	-	0.00	-	0.00
6	GOA	-	0.00	-	0.00	-	0.00
7	GUJARAT	30,700	15.45	41,952	16.15	74,035	22.10
8	HARYANA	-	0.00	-	0.00	-	0.00
9	HIMACHAL PRADESH	6,043	6.68	7,536	7.04	7,900	6.87
10	JHARKHAND	-	0.00	-	0.00	-	0.00
11	KARNATAKA	-	0.00	-	0.00	-	0.00
12	KERALA	1,68,597	98.02	1,58,281	97.88	1,72,586	98.05
13	MADHYA PRADESH	-	0.00	-	0.00	-	0.00
14	MAHARAHSTRA	-	0.00	9	3.02	1	33.33
15	MANIPUR	2,999	100.00	5,182	31.14	5,182	27.35
16	MEGHALAYA	167	100.00	200	44.44	197	66.78
17	MIZORAM	8,30,070	100.00	9,39,914	100.00	9,05,408	100.00
18	NAGALAND	7,25,093	100.00	9,04,625	100.00	8,70,022	100.00
19	ODISHA	1,90,226	30.10	2,22,847	29.76	2,48,998	33.69
20	PUNJAB	9,876	7.80	9,934	5.85	65,450	21.52
21	RAJASTHAN	25,907	0.89	36,914	1.02	40,406	0.93
22	SIKKIM	-	0.00	-	0.00	-	0.00
23	TAMIL NADU	1,47,836	33.37	1,50,717	27.17	1,96,501	37.41
24	TELANGANA	5,278	24.41	15,130	36.08	9,000	29.03
25	TRIPURA	-	0.00	-	0.00	-	0.00
26	UTTAR PRADESH	1,25,523	5.24	1,31,078	4.46	1,79,440	4.68
27	UTTARAKHAND	13,015	5.16	7,645	2.67	27,250	7.52
28	WEST BENGAL	5,50,208	86.43	5,40,100	85.29	5,81,581	77.67
TOTAL STATES		**28,67,688**	**16.14**	**32,04,467**	**15.14**	**34,20,579**	**14.25**
29	A & N ISLANDS	9,209	100.00	10,150	100.00	10,700	100.00
30	CHANDIGARH	-	0.00	-	0.00	-	0.00
31	DADRA & NAGAR HAVELI & DAMAN & DIU	-	0.00	-	0.00	-	0.00
32	DELHI	-	0.00	-	0.00	-	0.00
33	JAMMU & KASHMIR- UT	-	0.00	-	0.00	-	0.00
34	LADAKH	-	0.00	-	0.00	-	0.00
35	LAKSHADWEEP	-	0.00	-	0.00	-	0.00
36	PUDUCHERRY	-	0.00	-	0.00	-	0.00
TOTAL U.T.		**9,209**	**28.43**	**10,150**	**26.44**	**10,700**	**22.32**
TOTAL (STATE & UTs)		**28,76,897**	**16.16**	**32,14,617**	**15.16**	**34,31,279**	**14.26**

STATEMENT NO. 10.3: BUDGETED EXPENDITURE ON LANGUAGE EDUCATION (REVENUE ACCOUNT)- SANSKRIT EDUCATION

(RUPEES IN THOUSANDS)

S. No.	STATE/UNION TERRITORY	2020-21 (ACTUAL)	% TO TOTAL EXP. ON LANGUAGE EDUCATION	2021-22 (REVISED ESTIMATE)	% TO TOTAL EXP. ON LANGUAGE EDUCATION	2022-23 (BUDGET ESTIMATE)	% TO TOTAL EXP. ON LANGUAGE EDUCATION
(1)	(2)	(3)	(4)	(5)	(6)	(7)	(8)
1	ANDHRA PRADESH	4,14,103	91.97	3,89,998	92.33	4,16,925	91.93
2	ARUNACHAL PRADESH	-	0.00	-	0.00	-	0.00
3	ASSAM	2,37,606	9.63	2,67,670	9.76	2,97,974	9.95
4	BIHAR	9,67,114	20.73	15,26,202	26.98	12,31,102	19.50
5	CHHATTISGARH	-	0.00	-	0.00	-	0.00
6	GOA	7,793	32.68	10,000	7.76	10,000	11.26
7	GUJARAT	1,68,027	84.55	2,17,859	83.85	2,60,918	77.90
8	HARYANA	-	0.00	-	0.00	-	0.00
9	HIMACHAL PRADESH	54,335	60.08	60,922	56.88	68,178	59.31
10	JHARKHAND	25,751	100.00	66,996	94.17	36,857	52.76
11	KARNATAKA	5,52,876	100.00	6,11,848	100.00	6,03,400	100.00
12	KERALA	-	0.00	-	0.00	-	0.00
13	MADHYA PRADESH	1,48,775	100.00	1,68,335	100.00	1,83,878	100.00
14	MAHARAHSTRA	-	0.00	289	96.98	2	66.67
15	MANIPUR	-	0.00	120	0.72	120	0.63
16	MEGHALAYA	-	0.00	250	55.56	98	33.22
17	MIZORAM	-	0.00	-	0.00	-	0.00
18	NAGALAND	-	0.00	-	0.00	-	0.00
19	ODISHA	4,35,166	68.86	4,66,826	62.35	4,79,817	64.92
20	PUNJAB	-	0.00	-	0.00	-	0.00
21	RAJASTHAN	25,71,090	88.47	31,57,634	87.67	37,69,372	86.87
22	SIKKIM	-	0.00	-	0.00	-	0.00
23	TAMIL NADU	72,830	16.44	79,443	14.32	70,396	13.40
24	TELANGANA	16,340	75.59	26,806	63.92	22,000	70.97
25	TRIPURA	-	0.00	-	0.00	-	0.00
26	UTTAR PRADESH	22,46,834	93.77	27,81,063	94.70	36,23,769	94.60
27	UTTARAKHAND	2,32,947	92.38	2,74,622	95.78	3,28,382	90.67
28	WEST BENGAL	49,317	7.75	59,612	9.41	61,734	8.24
TOTAL STATES		**82,00,904**	**46.15**	**1,01,66,495**	**48.04**	**1,14,64,922**	**47.75**
29	A & N ISLANDS	-	0.00	-	0.00	-	0.00
30	CHANDIGARH	-	0.00	-	0.00	-	0.00
31	DADRA & NAGAR HAVELI & DAMAN & DIU	-	0.00	-	0.00	-	0.00
32	DELHI	-	0.00	-	0.00	-	0.00
33	JAMMU & KASHMIR- UT	-	0.00	-	0.00	-	0.00
34	LADAKH	-	0.00	-	0.00	-	0.00
35	LAKSHADWEEP	-	0.00	-	0.00	-	0.00
36	PUDUCHERRY	-	0.00	-	0.00	-	0.00
TOTAL U.T.		**-**	**0.00**	**-**	**0.00**	**-**	**0.00**
TOTAL (STATE & UTs)		**82,00,904**	**46.07**	**1,01,66,495**	**47.95**	**1,14,64,922**	**47.66**

STATEMENT NO. 10.5: BUDGETED EXPENDITURE ON LANGUAGE EDUCATION (REVENUE ACCOUNT)- OTHER EXPENDITURE

(RUPEES IN THOUSANDS)

S. No.	STATE/UNION TERRITORY	2020-21 (ACTUAL)	% TO TOTAL EXP. ON LANGUAGE EDUCATION	2021-22 (REVISED ESTIMATE)	% TO TOTAL EXP. ON LANGUAGE EDUCATION	2022-23 (BUDGET ESTIMATE)	% TO TOTAL EXP. ON LANGUAGE EDUCATION
(1)	(2)	(3)	(4)	(5)	(6)	(7)	(8)
1	ANDHRA PRADESH	-	0.00	-	0.00	-	0.00
2	ARUNACHAL PRADESH	-	0.00	-	0.00	-	0.00
3	ASSAM	21,93,063	88.87	23,89,429	87.15	26,24,939	87.62
4	BIHAR	36,98,334	79.27	41,29,784	73.02	50,81,062	80.50
5	CHHATTISGARH	-	0.00	-	0.00	-	0.00
6	GOA	16,050	67.32	1,18,800	92.24	78,800	88.74
7	GUJARAT	-	0.00	-	0.00	-	0.00
8	HARYANA	-	0.00	-	0.00	-	0.00
9	HIMACHAL PRADESH	3,036	3.36	2,702	2.52	2,277	1.98
10	JHARKHAND	-	0.00	4,144	5.83	33,000	47.24
11	KARNATAKA	-	0.00	-	0.00	-	0.00
12	KERALA	3,399	1.98	3,428	2.12	3,428	1.95
13	MADHYA PRADESH	-	0.00	-	0.00	-	0.00
14	MAHARAHSTRA	-	0.00	-	0.00	-	0.00
15	MANIPUR	-	0.00	224	1.35	214	1.13
16	MEGHALAYA	-	0.00	-	0.00	-	0.00
17	MIZORAM	-	0.00	-	0.00	-	0.00
18	NAGALAND	-	0.00	-	0.00	-	0.00
19	ODISHA	6,530	1.03	59,039	7.89	10,227	1.38
20	PUNJAB	-	0.00	2,566	1.51	25,500	8.39
21	RAJASTHAN	2,91,988	10.05	3,88,750	10.79	5,09,215	11.74
22	SIKKIM	-	0.00	-	0.00	-	0.00
23	TAMIL NADU	1,05,183	23.75	1,60,286	28.89	95,674	18.22
24	TELANGANA	-	0.00	-	0.00	-	0.00
25	TRIPURA	-	0.00	-	0.00	-	0.00
26	UTTAR PRADESH	20,000	0.83	18,905	0.64	20,000	0.52
27	UTTARAKHAND	-	0.00	-	0.00	-	0.00
28	WEST BENGAL	37,071	5.82	33,566	5.30	1,05,444	14.08
TOTAL STATES		**63,74,654**	**35.88**	**73,11,623**	**34.55**	**85,89,780**	**35.78**
29	A & N ISLANDS	-	0.00	-	0.00	-	0.00
30	CHANDIGARH	-	0.00	-	0.00	-	0.00
31	DADRA & NAGAR HAVELI & DAMAN & DIU	-	0.00	-	0.00	-	0.00
32	DELHI	-	0.00	2,000	100.00	2,000	100.00
33	JAMMU & KASHMIR- UT	-	0.00	-	0.00	-	0.00
34	LADAKH	-	0.00	-	0.00	-	0.00
35	LAKSHADWEEP	-	0.00	-	0.00	-	0.00
36	PUDUCHERRY	4,019	100.00	5,369	100.00	6,694	100.00
TOTAL U.T.		**4,019**	**12.41**	**7,369**	**19.19**	**8,694**	**18.14**
TOTAL (STATE & UTs)		**63,78,673**	**35.83**	**73,18,992**	**34.52**	**85,98,474**	**35.74**

STATEMENT NO. 11: BUDGETED EXPENDITURE ON EDUCATION OF THE EDUCATION DEPARTMENTS ACCORDING TO HEADS OF CHARGES FOR 2020-21 (ACTUAL) (REVENUE ACCOUNT)

(RUPEES IN THOUSANDS)

S. No.	STATE / UNION TERRITORY	ELEMENTARY TOTAL	EDUCATION % AGE	SECONDARY TOTAL	EDUCATION % AGE	ADULT TOTAL	EDUCATION % AGE	UNIV. & HIGHER TOTAL	EDUCATION % AGE
(1)	(2)	(3)	(4)	(5)	(6)	(7)	(8)	(9)	(10)
1	ANDHRA PRADESH	7,97,74,616	40.96	8,62,80,635	44.30	1,41,912	0.07	2,16,14,427	11.10
2	ARUNACHAL PRADESH	67,68,650	56.86	27,80,713	23.36	7,48,177	6.28	12,96,891	10.89
3	ASSAM	7,26,06,022	50.26	4,16,15,052	28.81	2,45,124	0.17	2,46,94,233	17.09
4	BIHAR	2,97,65,961	26.20	3,08,87,324	27.19	45,22,413	3.98	4,04,85,167	35.64
5	CHHATTISGARH	7,10,52,272	56.73	4,55,35,735	36.36	-	0.00	70,11,088	5.60
6	GOA	34,30,400	19.16	94,63,054	52.86	12,920	0.07	37,67,332	21.04
7	GUJARAT	15,10,13,066	60.74	6,09,27,731	24.50	12,642	0.01	2,37,04,867	9.53
8	HARYANA	8,05,52,544	56.17	3,84,47,381	26.81	3,640	0.00	1,87,75,435	13.09
9	HIMACHAL PRADESH	3,08,30,857	49.57	2,50,94,269	40.35	20,080	0.03	53,73,311	8.64
10	JHARKHAND	7,78,73,509	69.31	1,53,71,307	13.68	-	0.00	1,56,93,612	13.97
11	KARNATAKA	14,38,80,432	56.57	6,99,83,751	27.52	17,488	0.01	2,95,75,128	11.63
12	KERALA	6,16,82,162	38.03	6,55,19,274	40.40	1,95,217	0.12	2,50,12,140	15.42
13	MADHYA PRADESH	21,41,49,230	75.08	4,34,57,528	15.24	-	0.00	2,20,81,686	7.74
14	MAHARAHSTRA	29,01,18,939	47.99	22,47,07,900	37.17	1,48,847	0.02	6,80,18,700	11.25
15	MANIPUR	48,31,974	39.20	38,47,226	31.21	57,431	0.47	31,24,329	25.34
16	MEGHALAYA	90,14,199	57.11	42,51,258	26.93	73,234	0.46	18,65,156	11.82
17	MIZORAM	60,27,716	46.97	37,44,685	29.18	35,623	0.28	18,66,982	14.55
18	NAGALAND	83,78,232	51.03	59,65,672	36.34	11,361	0.07	10,99,999	6.70
19	ODISHA	6,85,49,865	48.77	4,79,90,430	34.14	-	0.00	2,08,22,932	14.81
20	PUNJAB	3,07,25,583	27.18	7,11,27,048	62.93	2,374	0.00	90,66,396	8.02
21	RAJASTHAN	10,38,90,202	32.56	19,64,94,802	61.58	1,23,877	0.04	1,33,66,358	4.19
22	SIKKIM	37,81,829	33.84	56,63,974	50.68	-	0.00	5,05,164	4.52
23	TAMIL NADU	13,20,64,864	37.87	13,71,74,520	39.33	48,491	0.01	3,33,50,665	9.56
24	TELANGANA	4,26,61,203	40.42	4,60,87,341	43.67	65,586	0.06	1,34,67,500	12.76
25	TRIPURA	3,71,731	2.92	1,07,52,741	84.43	-	0.00	15,32,365	12.03
26	UTTAR PRADESH	35,66,24,576	76.16	8,03,08,246	17.15	-	0.00	2,38,09,653	5.08
27	UTTARAKHAND	2,74,82,818	39.85	3,23,24,118	46.87	-	0.00	57,33,065	8.31
28	WEST BENGAL	10,94,09,798	33.64	16,44,71,028	50.57	42,927	0.01	4,22,89,481	13.00
	TOTAL STATES	**2,21,73,13,250**	**49.81**	**1,57,02,74,743**	**35.28**	**65,29,363**	**0.15**	**47,90,04,061**	**10.76**
29	A & N ISLANDS	30,92,102	52.26	20,87,536	35.28	10,954	0.19	3,74,474	6.33
30	CHANDIGARH	21,70,928	33.98	16,97,912	26.58	10,378	0.16	14,09,615	22.06
31	DADRA & NAGAR HAVELI & DAMAN & DIU	9,23,805	43.44	8,52,049	40.07	3,358	0.16	99,782	4.69
32	DELHI	1,67,63,054	17.88	6,93,08,302	73.99	-	0.00	32,82,854	3.50
33	JAMMU & KASHMIR- UT	4,45,80,052	37.65	6,07,89,815	51.34	-	0.00	1,17,40,670	9.92
34	LADAKH	22,98,167	50.40	19,15,591	42.01	-	0.00	3,17,761	6.97
35	LAKSHADWEEP	5,71,124	42.65	6,12,356	45.73	-	0.00	1,45,153	10.84
36	PUDUCHERRY	28,03,025	34.38	27,46,319	33.69	4,799	0.06	14,03,266	17.21
	TOTAL U.T.	**7,32,02,257**	**30.42**	**14,00,09,880**	**58.18**	**29,489**	**0.01**	**1,87,73,575**	**7.80**
	TOTAL (STATE & UTs)	**2,29,05,15,507**	**48.82**	**1,71,02,84,623**	**36.45**	**65,58,852**	**0.14**	**49,77,77,636**	**10.61**
	CENTRE TOTAL	**71,11,08,300**	**59.92**	**12,79,66,900**	**10.78**	**8,03,600**	**0.07**	**17,02,67,800**	**14.35**
	GRAND TOTAL	**3,00,16,23,807**	**51.06**	**1,83,82,51,523**	**31.27**	**73,62,452**	**0.13**	**66,80,45,436**	**11.36**

STATEMENT NO. 11: BUDGETED EXPENDITURE ON EDUCATION OF THE EDUCATION DEPARTMENTS ACCORDING TO HEADS OF CHARGES FOR 2020-21 (ACTUAL) (REVENUE ACCOUNT)

(RUPEES IN THOUSANDS)

S. No.	STATE / UNION TERRITORY	TECHNICAL TOTAL	EDUCATION % AGE	GENERAL TOTAL	EDUCATION % AGE	LANGUAGE TOTAL	EDUCATION % AGE	TOTAL
(1)	(2)	(11)	(12)	(13)	(14)	(15)	(16)	(17)
1	ANDHRA PRADESH	47,87,676	2.46	17,08,404	0.88	4,50,254	0.23	19,47,57,924
2	ARUNACHAL PRADESH	1,81,929	1.53	1,27,887	1.07	-	0.00	1,19,04,247
3	ASSAM	18,64,975	1.29	9,66,962	0.67	24,67,813	1.71	14,44,60,181
4	BIHAR	21,90,134	1.93	10,87,325	0.96	46,65,448	4.11	11,36,03,772
5	CHHATTISGARH	16,42,600	1.31	3,399	0.00	-	0.00	12,52,45,094
6	GOA	11,05,215	6.17	1,00,486	0.56	23,843	0.13	1,79,03,250
7	GUJARAT	1,06,61,354	4.29	21,19,663	0.85	1,98,727	0.08	24,86,38,050
8	HARYANA	56,23,107	3.92	-	0.00	-	0.00	14,34,02,107
9	HIMACHAL PRADESH	7,85,934	1.26	-	0.00	90,439	0.15	6,21,94,890
10	JHARKHAND	12,16,121	1.08	21,81,604	1.94	25,751	0.02	11,23,61,904
11	KARNATAKA	92,04,700	3.62	11,25,827	0.44	5,52,876	0.22	25,43,40,202
12	KERALA	91,39,858	5.64	4,55,923	0.28	1,71,996	0.11	16,21,76,570
13	MADHYA PRADESH	49,00,360	1.72	4,86,227	0.17	1,48,775	0.05	28,52,23,806
14	MAHARAHSTRA	1,97,67,218	3.27	17,61,490	0.29	-	0.00	60,45,23,094
15	MANIPUR	1,60,150	1.30	3,03,185	2.46	2,999	0.02	1,23,27,294
16	MEGHALAYA	1,64,697	1.04	4,15,655	2.63	167	0.00	1,57,84,365
17	MIZORAM	1,43,880	1.12	1,84,076	1.43	8,30,070	6.47	1,28,33,032
18	NAGALAND	1,97,987	1.21	40,050	0.24	7,25,093	4.42	1,64,18,394
19	ODISHA	25,09,493	1.79	50,485	0.04	6,31,922	0.45	14,05,55,127
20	PUNJAB	15,99,612	1.42	3,76,374	0.33	1,26,658	0.11	11,30,24,045
21	RAJASTHAN	21,14,736	0.66	1,84,000	0.06	29,06,059	0.91	31,90,80,034
22	SIKKIM	1,49,536	1.34	10,75,086	9.62	-	0.00	1,11,75,589
23	TAMIL NADU	1,13,80,313	3.26	3,43,00,380	9.83	4,42,965	0.13	34,87,62,198
24	TELANGANA	26,21,749	2.48	6,10,845	0.58	21,618	0.02	10,55,35,842
25	TRIPURA	24,400	0.19	55,136	0.43	-	0.00	1,27,36,373
26	UTTAR PRADESH	39,39,280	0.84	11,63,760	0.25	23,96,142	0.51	46,82,41,657
27	UTTARAKHAND	29,85,165	4.33	1,88,345	0.27	2,52,155	0.37	6,89,65,666
28	WEST BENGAL	57,35,637	1.76	26,17,595	0.80	6,36,595	0.20	32,52,03,060
	TOTAL STATES	**10,67,97,816**	**2.40**	**5,36,90,168**	**1.21**	**1,77,68,365**	**0.40**	**4,45,13,77,766**
29	A & N ISLANDS	2,35,682	3.98	1,07,167	1.81	9,209	0.16	59,17,124
30	CHANDIGARH	9,39,894	14.71	1,41,162	2.21	19,169	0.30	63,89,058
31	DADRA & NAGAR HAVELI & DAMAN & DIU	2,02,407	9.52	45,240	2.13	-	0.00	21,26,641
32	DELHI	30,60,874	3.27	13,39,148	1.43	-	0.00	9,37,54,232
33	JAMMU & KASHMIR- UT	11,39,340	0.96	1,50,002	0.13	-	0.00	11,83,99,879
34	LADAKH	18,054	0.40	10,504	0.23	-	0.00	45,60,077
35	LAKSHADWEEP	-	0.00	10,331	0.77	-	0.00	13,38,964
36	PUDUCHERRY	9,42,612	11.56	2,48,390	3.05	4,019	0.05	81,52,430
	TOTAL U.T.	**65,38,863**	**2.72**	**20,51,944**	**0.85**	**32,397**	**0.01**	**24,06,38,405**
	TOTAL (STATE & UTs)	**11,33,36,679**	**2.42**	**5,57,42,112**	**1.19**	**1,78,00,762**	**0.38**	**4,69,20,16,171**
	CENTRE TOTAL	**16,86,28,900**	**14.21**	**35,20,000**	**0.30**	**43,94,300**	**0.37**	**1,18,66,89,800**
	GRAND TOTAL	**28,19,65,579**	**4.80**	**5,92,62,112**	**1.01**	**2,21,95,062**	**0.38**	**5,87,87,05,971**

STATEMENT NO. 11 (a): BUDGETED EXPENDITURE ON EDUCATION OF THE EDUCATION DEPARTMENTS ACCORDING TO HEADS OF CHARGES FOR 2020-21 (ACTUAL) (CAPITAL ACCOUNT)

(RUPEES IN THOUSANDS)

S. No.	STATE / UNION TERRITORY	ELEMENTARY TOTAL	SECONDARY TOTAL	ADULT TOTAL	UNIV. & HIGHER TOTAL	TECHNICAL TOTAL	GENERAL TOTAL	LANGUAGE TOTAL	T O T A L
(1)	(2)	(3)	(4)	(5)	(6)	(7)	(8)	(9)	(10)
1	ANDHRA PRADESH	13,872	3,18,05,103	-	5,81,024	2,79,190	3,04,377	-	3,29,83,566
2	ARUNACHAL PRADESH	1,42,026	41,541	-	-	65,730	3,24,335	-	5,73,632
3	ASSAM	-	64,820	-	6,355	3,12,350	1,16,138	-	4,99,663
4	BIHAR	-	7,35,757	-	-	33,38,226	-	-	40,73,983
5	CHHATTISGARH	-	-	-	2,36,813	3,41,624	-	-	5,78,437
6	GOA	-	-	-	1,50,000	70,658	5,24,546	-	7,45,204
7	GUJARAT	25,50,629	3,57,185	-	1,64,132	3,15,817	6,49,012	-	40,36,776
8	HARYANA	-	12,45,863	-	15,91,953	59,339	-	-	28,97,155
9	HIMACHAL PRADESH	2,08,605	7,12,873	-	4,91,200	8,01,306	1,81,198	-	23,95,182
10	JHARKHAND	-	-	-	-	6,38,401	-	-	6,38,401
11	KARNATAKA	54,66,612	11,57,817	-	22,78,496	21,10,291	4,100	-	1,10,17,316
12	KERALA	2,335	15,50,245	-	4,38,615	8,90,073	-	-	28,81,268
13	MADHYA PRADESH	34,19,070	30,31,753	-	39,06,712	5,99,418	13,815	-	1,09,70,768
14	MAHARAHSTRA	-	7,74,559	-	45,859	2,65,345	-	-	10,85,763
15	MANIPUR	20,500	43,516	-	-	15,974	40,000	-	1,19,990
16	MEGHALAYA	6,726	-	-	39,378	-	-	-	46,104
17	MIZORAM	-	-	-	-	-	50,000	-	50,000
18	NAGALAND	92,000	47,750	-	2,51,750	78,414	21,000	-	4,90,914
19	ODISHA	51,548	3,96,830	-	5,33,650	11,45,870	54,121	-	21,82,019
20	PUNJAB	-	2,96,285	-	5,70,129	-	1,39,972	-	10,06,386
21	RAJASTHAN	15,58,594	45,12,286	-	5,22,488	83,746	17,78,598	14,893	84,70,605
22	SIKKIM	9,904	2,26,346	-	7,54,640	16,250	4,999	-	10,12,139
23	TAMIL NADU	-	16,37,028	-	22,16,170	5,07,032	1,90,646	-	45,50,876
24	TELANGANA	92,538	2,24,642	-	8,94,870	1,14,424	-	-	13,26,474
25	TRIPURA	-	1,307	-	337	-	-	-	1,644
26	UTTAR PRADESH	5,51,531	33,68,340	-	20,39,533	13,91,438	52,600	-	74,03,442
27	UTTARAKHAND	85,537	5,57,735	-	5,41,744	1,98,520	-	20,000	14,03,536
28	WEST BENGAL	4,01,562	4,23,702	-	2,74,658	6,30,107	2,23,562	-	19,53,589
TOTAL STATES		**1,46,73,589**	**5,32,13,283**	-	**1,85,30,506**	**1,42,69,543**	**46,73,019**	**34,893**	**10,53,94,832**
29	A & N ISLANDS	71,708	1,28,736		48,993	8,785	26,792		2,85,014
30	CHANDIGARH	11,852	1,94,798	-	1,50,873	1,08,125	16,357	-	4,82,005
31	DADRA & NAGAR HAVELI & DAMAN & DIU	-	2,85,000	-	-	8,500	2,63,283	-	5,56,783
32	DELHI	-	54,57,863	-	3,94,871	11,35,627	22,54,145	-	92,42,506
33	JAMMU & KASHMIR- UT	1,80,772	6,17,917	-	-	1,50,663	32,11,138	-	41,60,490
34	LADAKH	-	-	-	10,850	-	-	-	10,850
35	LAKSHADWEEP	-	74,870	-	6,341	-	20,737	-	1,01,948
36	PUDUCHERRY	16,259	95,659	-	16,232	2,46,788	1,18,327	-	4,93,265
TOTAL U.T.		**2,80,591**	**68,54,843**	**-**	**6,28,160**	**16,58,488**	**59,10,779**	**-**	**1,53,32,861**
TOTAL (STATE & UTs)		**1,49,54,180**	**6,00,68,126**	**-**	**1,91,58,666**	**1,59,28,031**	**1,05,83,798**	**34,893**	**12,07,27,693**

STATEMENT NO. 11 (b): BUDGETED EXPENDITURE ON EDUCATION OF THE EDUCATION DEPARTMENTS ACCORDING TO HEADS OF CHARGES FOR 2020-21 (ACTUAL) (LOANS AND ADVANCES ACCOUNT)

(RUPEES IN THOUSANDS)

S. No.	STATE / UNION TERRITORY	ELEMENTARY TOTAL	SECONDARY TOTAL	ADULT TOTAL	UNIV. & HIGHER TOTAL	TECHNICAL TOTAL	GENERAL TOTAL	LANGUAGE TOTAL	TOTAL
(1)	(2)	(3)	(4)	(5)	(6)	(7)	(8)	(9)	(10)
1	ANDHRA PRADESH	-	-	-	-	-	-	-	-
2	ARUNACHAL PRADESH	-	-	-	-	-	-	-	-
3	ASSAM	-	-	-	-	-	-	-	-
4	BIHAR	-	-	-	-	-	59,64,961	-	59,64,961
5	CHHATTISGARH	-	-	-	-	-	-	-	-
6	GOA	-	-	-	-	-	-	-	-
7	GUJARAT	-	-	-	-	-	-	-	-
8	HARYANA	-	-	-	-	-	-	-	-
9	HIMACHAL PRADESH	-	-	-	16,000	-	16,000	-	32,000
10	JHARKHAND	-	-	-	-	-	-	-	-
11	KARNATAKA	-	-	-	-	-	-	-	-
12	KERALA	-	-	-	-	-	-	-	-
13	MADHYA PRADESH	-	-	-	5,78,401	-	-	-	5,78,401
14	MAHARAHSTRA	-	-	-	-	-	-	-	-
15	MANIPUR	-	-	-	-	-	-	-	-
16	MEGHALAYA	-	-	-	-	-	-	-	-
17	MIZORAM	-	-	-	-	-	-	-	-
18	NAGALAND	-	-	-	-	-	-	-	-
19	ODISHA	-	-	-	-	-	-	-	-
20	PUNJAB	-	-	-	-	-	-	-	-
21	RAJASTHAN	-	-	-	-	-	-	-	-
22	SIKKIM	-	-	-	-	-	-	-	-
23	TAMIL NADU	-	-	-	17,645	-	-	-	17,645
24	TELANGANA	-	-	-	-	-	-	-	-
25	TRIPURA	-	-	-	-	-	-	-	-
26	UTTAR PRADESH	-	-	-	-	-	-	-	-
27	UTTARAKHAND	-	-	-	-	-	-	-	-
28	WEST BENGAL	-	-	-	-	-	-	-	-
	TOTAL STATES	**-**	**-**	**-**	**6,12,046**	**-**	**59,80,961**	**-**	**65,93,007**
29	A & N ISLANDS	-	-	-	-	-	-	-	-
30	CHANDIGARH	-	-	-	-	-	-	-	-
31	DADRA & NAGAR HAVELI & DAMAN & DIU	-	-	-	-	-	-	-	-
32	DELHI	-	-	-	-	-	-	-	-
33	JAMMU & KASHMIR- UT	-	-	-	-	-	-	-	-
34	LADAKH	-	-	-	-	-	-	-	-
35	LAKSHADWEEP	-	-	-	-	-	-	-	-
36	PUDUCHERRY	-	-	-	-	-	-	-	-
	TOTAL U.T.	**-**	**-**	**-**	**-**	**-**	**-**	**-**	**-**
	TOTAL (STATE & UTs)	**-**	**-**	**-**	**6,12,046**	**-**	**59,80,961**	**-**	**65,93,007**

STATEMENT NO. 12: BUDGETED EXPENDITURE ON EDUCATION OF THE EDUCATION DEPARTMENTS ACCORDING TO HEADS OF CHARGES FOR 2021-22 (REVISED ESTIMATE) (REVENUE ACCOUNT)

(RUPEES IN THOUSANDS)

S. No.	STATE / UNION TERRITORY	ELEMENTARY TOTAL	EDUCATION % AGE	SECONDARY TOTAL	EDUCATION % AGE	ADULT TOTAL	EDUCATION % AGE	UNIV. & HIGHER TOTAL	EDUCATION % AGE
(1)	(2)	(3)	(4)	(5)	(6)	(7)	(8)	(9)	(10)
1	ANDHRA PRADESH	8,67,64,984	41.39	9,29,56,657	44.34	1,31,267	0.06	2,28,80,680	10.91
2	ARUNACHAL PRADESH	1,03,69,852	66.91	32,13,370	20.74	98,884	0.64	15,24,756	9.84
3	ASSAM	10,13,25,556	54.42	5,13,05,926	27.56	2,47,638	0.13	2,60,84,277	14.01
4	BIHAR	4,13,07,651	21.54	7,04,42,465	36.74	45,31,476	2.36	6,43,32,028	33.55
5	CHHATTISGARH	8,47,04,942	55.10	5,71,41,897	37.17	-	0.00	99,02,125	6.44
6	GOA	37,92,144	16.90	1,21,50,046	54.14	23,700	0.11	43,25,068	19.27
7	GUJARAT	16,18,34,510	60.08	6,96,38,294	25.85	48,360	0.02	2,39,83,258	8.90
8	HARYANA	8,04,83,127	51.68	5,30,45,681	34.06	43,500	0.03	1,82,92,510	11.75
9	HIMACHAL PRADESH	3,24,74,050	46.81	2,97,29,845	42.86	-	0.00	62,01,238	8.94
10	JHARKHAND	9,03,52,868	66.50	2,31,21,808	17.02	-	0.00	1,67,37,114	12.32
11	KARNATAKA	16,07,49,542	56.44	7,88,73,755	27.69	20,622	0.01	3,07,43,808	10.79
12	KERALA	9,70,32,347	39.49	10,43,45,587	42.46	2,40,424	0.10	3,14,89,529	12.81
13	MADHYA PRADESH	22,16,62,651	73.78	4,52,42,094	15.06	-	0.00	2,70,32,246	9.00
14	MAHARAHSTRA	32,20,95,187	47.43	24,57,07,024	36.19	1,82,514	0.03	7,50,32,752	11.05
15	MANIPUR	55,19,527	33.23	51,29,299	30.88	53,155	0.32	50,80,097	30.58
16	MEGHALAYA	85,81,967	45.78	58,57,342	31.25	1,28,443	0.69	31,83,305	16.98
17	MIZORAM	70,08,012	48.95	40,38,006	28.21	41,657	0.29	19,26,913	13.46
18	NAGALAND	91,08,453	48.81	72,04,881	38.61	1,281	0.01	12,00,559	6.43
19	ODISHA	8,30,58,825	47.69	6,64,59,913	38.16	-	0.00	2,10,04,683	12.06
20	PUNJAB	3,79,72,466	29.15	8,14,13,883	62.50	14,173	0.01	82,94,973	6.37
21	RAJASTHAN	14,46,81,184	36.54	22,87,37,968	57.77	1,14,120	0.03	1,49,99,409	3.79
22	SIKKIM	38,95,816	33.79	59,89,982	51.95	500	0.00	5,94,969	5.16
23	TAMIL NADU	14,97,26,037	41.01	15,49,21,763	42.43	18,887	0.01	3,36,97,389	9.23
24	TELANGANA	4,87,77,730	41.01	5,15,13,670	43.31	60,512	0.05	1,49,51,959	12.57
25	TRIPURA	2,53,573	1.56	1,38,22,045	85.01	-	0.00	20,85,041	12.82
26	UTTAR PRADESH	40,74,56,092	75.11	9,89,45,228	18.24	-	0.00	2,73,04,198	5.03
27	UTTARAKHAND	3,07,14,695	39.88	3,73,88,222	48.55	-	0.00	54,98,986	7.14
28	WEST BENGAL	11,25,25,881	32.35	17,28,67,886	49.70	45,044	0.01	4,47,63,226	12.87
TOTAL STATES		**2,54,42,29,670**	**49.23**	**1,87,12,04,537**	**36.21**	**60,46,157**	**0.12**	**54,31,47,096**	**10.51**
29	A & N ISLANDS	33,10,500	53.14	21,46,650	34.46	12,800	0.21	4,00,280	6.43
30	CHANDIGARH	23,02,881	33.78	19,29,169	28.30	11,150	0.16	13,04,232	19.13
31	DADRA & NAGAR HAVELI & DAMAN & DIU	10,05,710	37.19	10,58,000	39.13	3,610	0.13	2,32,730	8.61
32	DELHI	1,70,48,846	14.73	8,66,42,841	74.84	-	0.00	48,68,389	4.21
33	JAMMU & KASHMIR- UT	4,48,96,034	41.93	4,64,36,910	43.37	10,000	0.01	1,37,50,882	12.84
34	LADAKH	27,58,200	45.96	28,66,400	47.76	-	0.00	3,18,900	5.31
35	LAKSHADWEEP	6,16,500	44.93	6,39,000	46.57	-	0.00	1,05,000	7.65
36	PUDUCHERRY	32,28,233	32.99	33,56,381	34.30	11,078	0.11	17,89,736	18.29
TOTAL U.T.		**7,51,66,904**	**29.39**	**14,50,75,351**	**56.72**	**48,638**	**0.02**	**2,27,70,149**	**8.90**
TOTAL (STATE & UTs)		**2,61,93,96,574**	**48.30**	**2,01,62,79,888**	**37.18**	**60,94,795**	**0.11**	**56,59,17,245**	**10.43**
CENTRE TOTAL		**75,25,51,500**	**49.66**	**18,67,77,500**	**12.32**	**53,600**	**0.00**	**33,72,79,300**	**22.26**
GRAND TOTAL		**3,37,19,48,074**	**48.60**	**2,20,30,57,388**	**31.75**	**61,48,395**	**0.09**	**90,31,96,545**	**13.02**

STATEMENT NO. 12: BUDGETED EXPENDITURE ON EDUCATION OF THE EDUCATION DEPARTMENTS ACCORDING TO HEADS OF CHARGES FOR 2021-22 (REVISED ESTIMATE) (REVENUE ACCOUNT)

(RUPEES IN THOUSANDS)

S. No.	STATE / UNION TERRITORY	TECHNICAL TOTAL	EDUCATION % AGE	GENERAL TOTAL	EDUCATION % AGE	LANGUAGE TOTAL	EDUCATION % AGE	TOTAL
(1)	(2)	(11)	(12)	(13)	(14)	(15)	(16)	(17)
1	ANDHRA PRADESH	48,14,021	2.30	16,58,650	0.79	4,22,401	0.20	20,96,28,660
2	ARUNACHAL PRADESH	1,58,181	1.02	1,32,068	0.85	-	0.00	1,54,97,111
3	ASSAM	33,75,615	1.81	10,96,117	0.59	27,41,650	1.47	18,61,76,779
4	BIHAR	37,49,061	1.96	17,24,826	0.90	56,55,986	2.95	19,17,43,493
5	CHHATTISGARH	19,87,267	1.29	3,000	0.00	-	0.00	15,37,39,231
6	GOA	19,12,473	8.52	1,07,951	0.48	1,28,800	0.57	2,24,40,182
7	GUJARAT	1,11,95,156	4.16	24,10,245	0.89	2,59,811	0.10	26,93,69,635
8	HARYANA	38,58,608	2.48	-	0.00	-	0.00	15,57,23,426
9	HIMACHAL PRADESH	8,48,357	1.22	7,694	0.01	1,07,111	0.15	6,93,68,295
10	JHARKHAND	25,37,499	1.87	30,57,600	2.25	71,140	0.05	13,58,78,029
11	KARNATAKA	1,04,96,950	3.69	33,20,360	1.17	6,11,848	0.21	28,48,16,885
12	KERALA	1,18,05,413	4.80	6,61,077	0.27	1,61,709	0.07	24,57,36,086
13	MADHYA PRADESH	57,33,744	1.91	6,13,041	0.20	1,68,335	0.06	30,04,52,111
14	MAHARAHSTRA	3,15,30,625	4.64	44,78,009	0.66	298	0.00	67,90,26,409
15	MANIPUR	2,59,448	1.56	5,53,666	3.33	16,639	0.10	1,66,11,831
16	MEGHALAYA	4,09,185	2.18	5,85,586	3.12	450	0.00	1,87,46,278
17	MIZORAM	1,69,440	1.18	1,91,943	1.34	9,39,914	6.57	1,43,15,885
18	NAGALAND	2,41,761	1.30	-	0.00	9,04,625	4.85	1,86,61,560
19	ODISHA	28,37,579	1.63	64,480	0.04	7,48,712	0.43	17,41,74,192
20	PUNJAB	20,05,994	1.54	3,95,900	0.30	1,69,832	0.13	13,02,67,221
21	RAJASTHAN	37,13,625	0.94	1,29,002	0.03	36,01,821	0.91	39,59,77,129
22	SIKKIM	2,02,754	1.76	8,46,946	7.34	-	0.00	1,15,30,967
23	TAMIL NADU	1,16,85,368	3.20	1,44,86,380	3.97	5,54,736	0.15	36,50,90,560
24	TELANGANA	28,55,099	2.40	7,28,320	0.61	41,936	0.04	11,89,29,226
25	TRIPURA	36,949	0.23	61,800	0.38	-	0.00	1,62,59,408
26	UTTAR PRADESH	42,70,431	0.79	15,86,883	0.29	29,36,763	0.54	54,24,99,595
27	UTTARAKHAND	29,10,300	3.78	2,13,885	0.28	2,86,732	0.37	7,70,12,821
28	WEST BENGAL	63,38,874	1.82	1,06,78,503	3.07	6,33,278	0.18	34,78,52,692
	TOTAL STATES	**13,19,39,777**	**2.55**	**4,97,93,932**	**0.96**	**2,11,64,527**	**0.41**	**5,16,75,25,697**
29	A & N ISLANDS	2,44,000	3.92	1,05,220	1.69	10,150	0.16	62,29,600
30	CHANDIGARH	11,60,400	17.02	89,194	1.31	20,874	0.31	68,17,900
31	DADRA & NAGAR HAVELI & DAMAN & DIU	2,48,510	9.19	1,55,465	5.75	-	0.00	27,04,025
32	DELHI	55,13,300	4.76	16,99,276	1.47	2,000	0.00	11,57,74,652
33	JAMMU & KASHMIR- UT	18,07,358	1.69	1,74,215	0.16	-	0.00	10,70,75,399
34	LADAKH	39,000	0.65	19,100	0.32	-	0.00	60,01,600
35	LAKSHADWEEP	-	0.00	11,500	0.84	-	0.00	13,72,000
36	PUDUCHERRY	11,30,629	11.56	2,62,692	2.68	5,369	0.05	97,84,118
	TOTAL U.T.	**1,01,43,197**	**3.97**	**25,16,662**	**0.98**	**38,393**	**0.02**	**25,57,59,294**
	TOTAL (STATE & UTs)	**14,20,82,974**	**2.62**	**5,23,10,594**	**0.96**	**2,12,02,920**	**0.39**	**5,42,32,84,991**
	CENTRE TOTAL	**22,98,76,800**	**15.17**	**60,78,600**	**0.40**	**28,41,000**	**0.19**	**1,51,54,58,300**
	GRAND TOTAL	**37,19,59,774**	**5.36**	**5,83,89,194**	**0.84**	**2,40,43,920**	**0.35**	**6,93,87,43,291**

STATEMENT NO. 12 (a): BUDGETED EXPENDITURE ON EDUCATION OF THE EDUCATION DEPARTMENTS ACCORDING TO HEADS OF CHARGES FOR 2021-22 (REVISED ESTIMATE) (CAPITAL ACCOUNT)

(RUPEES IN THOUSANDS)

S. No.	STATE / UNION TERRITORY	ELEMENTARY TOTAL	SECONDARY TOTAL	ADULT TOTAL	UNIV. & HIGHER TOTAL	TECHNICAL TOTAL	GENERAL TOTAL	LANGUAGE TOTAL	T O T A L
(1)	(2)	(3)	(4)	(5)	(6)	(7)	(8)	(9)	(10)
1	ANDHRA PRADESH	2,489	2,79,12,890	-	3,57,476	6,92,057	3,98,824	-	2,93,63,736
2	ARUNACHAL PRADESH	1,26,730	2,01,646	-	25,125	-	1,50,966	-	5,04,467
3	ASSAM	60,61,094	5,23,002	-	17,49,880	6,91,510	2,08,432	-	92,33,918
4	BIHAR	27,48,700	67,68,300	-	2,20,100	1,04,01,542	100	-	2,01,38,742
5	CHHATTISGARH	-	-	-	4,48,350	6,36,610	-	-	10,84,960
6	GOA	1,00,000	1,02,000	-	3,30,100	6,82,491	25,75,001	-	37,89,592
7	GUJARAT	33,48,784	4,50,000	-	1,75,000	5,22,403	9,20,685	-	54,16,871
8	HARYANA	2,00,000	25,00,000	-	12,00,000	50,000	-	-	39,50,000
9	HIMACHAL PRADESH	2,02,083	10,89,308	-	12,47,386	9,85,473	1,77,455	-	37,01,705
10	JHARKHAND	-	-	-	-	5,64,761	-	-	5,64,761
11	KARNATAKA	63,50,000	20,31,964	-	31,88,827	12,00,000	5,733	-	1,27,76,524
12	KERALA	4,100	16,90,240	-	7,79,801	10,97,635	-	-	35,71,776
13	MADHYA PRADESH	10,44,704	46,32,937	-	44,31,985	9,11,776	9,503	-	1,10,30,905
14	MAHARAHSTRA	-	15,66,201	-	3,36,684	9,19,804	-	-	28,22,689
15	MANIPUR	10,800	26,268	-	21,320	76,930	2,59,966	-	3,95,284
16	MEGHALAYA	20,000	1,12,000	-	1,23,000	16,000	-	-	2,71,000
17	MIZORAM	-	-	-	-	-	2,70,600	-	2,70,600
18	NAGALAND	1,60,000	1,63,728	-	83,350	1,32,400	1,55,626	-	6,95,104
19	ODISHA	85,000	7,20,000	-	6,45,001	8,60,001	50,000	-	23,60,002
20	PUNJAB	-	1,76,653	-	12,99,000	10,268	4,19,552	-	19,05,473
21	RAJASTHAN	39,391	35,58,004	-	9,58,363	1,54,199	11,48,654	30,002	58,88,613
22	SIKKIM	4,000	1,11,000	-	5,49,563	20,000	17,000	-	7,01,563
23	TAMIL NADU	-	11,12,678	-	33,61,005	4,46,390	3,05,274	-	52,25,347
24	TELANGANA	6,000	15,98,068	-	11,70,148	47,837	3,09,000	-	31,31,053
25	TRIPURA	-	3,43,051	-	7,471	-	-	-	3,50,522
26	UTTAR PRADESH	13,32,915	33,88,632	-	25,74,462	23,33,221	1,26,085	-	97,55,316
27	UTTARAKHAND	42,862	7,42,906	-	3,54,108	10,000	-	15,000	11,64,876
28	WEST BENGAL	7,00,000	6,46,666	-	4,60,168	8,96,119	3,83,084	-	30,86,037
TOTAL STATES		**2,25,89,651**	**6,21,68,143**	**-**	**2,60,97,673**	**2,43,59,427**	**78,91,540**	**45,002**	**14,31,51,436**
29	A & N ISLANDS	60,000	1,20,000	-	60,000	9,000	21,800	-	2,70,800
30	CHANDIGARH	2,977	1,44,543	-	1,16,549	1,43,907	9,085	-	4,17,061
31	DADRA & NAGAR HAVELI & DAMAN & DIU	-	4,00,000	-	-	26,500	5,98,000	-	10,24,500
32	DELHI	-	1,01,10,000	-	4,17,600	63,22,950	43,40,000	-	2,11,90,550
33	JAMMU & KASHMIR- UT	18,90,257	19,91,356	-	54,22,500	1,92,500	5,76,555	-	1,00,73,168
34	LADAKH	26,100	-	-	56,500	15,000	-	-	97,600
35	LAKSHADWEEP	-	30,000	-	2,500	-	6,000	-	38,500
36	PUDUCHERRY	19,000	63,151	-	14,620	63,252	22,317	-	1,82,340
TOTAL U.T.		**19,98,334**	**1,28,59,050**	**-**	**60,90,269**	**67,73,109**	**55,73,757**	**-**	**3,32,94,519**
TOTAL (STATE & UTs)		**2,45,87,985**	**7,50,27,193**	**-**	**3,21,87,942**	**3,11,32,536**	**1,34,65,297**	**45,002**	**17,64,45,955**

STATEMENT NO. 12 (b): BUDGETED EXPENDITURE ON EDUCATION OF THE EDUCATION DEPARTMENTS ACCORDING TO HEADS OF CHARGES FOR 2021-22 (REVISED ESTIMATE) (LOANS AND ADVANCES ACCOUNT)

(RUPEES IN THOUSANDS)

S. No.	STATE / UNION TERRITORY	ELEMENTARY TOTAL	SECONDARY TOTAL	ADULT TOTAL	UNIV. & HIGHER TOTAL	TECHNICAL TOTAL	GENERAL TOTAL	LANGUAGE TOTAL	TOTAL
(1)	(2)	(3)	(4)	(5)	(6)	(7)	(8)	(9)	(10)
1	ANDHRA PRADESH	-	-	-	-	-	-	-	-
2	ARUNACHAL PRADESH	-	-	-	-	-	-	-	-
3	ASSAM	-	-	-	-	-	-	-	-
4	BIHAR	-	-	-	-	-	69,00,000	-	69,00,000
5	CHHATTISGARH	-	-	-	-	-	-	-	-
6	GOA	-	-	-	-	-	-	-	-
7	GUJARAT	-	-	-	-	-	-	-	-
8	HARYANA	-	-	-	1,15,96,200	-	-	-	1,15,96,200
9	HIMACHAL PRADESH	-	-	-	7,500	-	7,500	-	15,000
10	JHARKHAND	-	-	-	-	-	-	-	-
11	KARNATAKA	-	-	-	-	-	-	-	-
12	KERALA	-	-	-	-	-	-	-	-
13	MADHYA PRADESH	-	-	-	5,78,401	-	-	-	5,78,401
14	MAHARAHSTRA	-	-	-	-	-	-	-	-
15	MANIPUR	-	-	-	-	-	-	-	-
16	MEGHALAYA	-	-	-	-	-	-	-	-
17	MIZORAM	-	-	-	-	-	-	-	-
18	NAGALAND	-	-	-	-	-	-	-	-
19	ODISHA	-	-	-	-	-	-	-	-
20	PUNJAB	-	-	-	-	-	-	-	-
21	RAJASTHAN	-	-	-	-	-	-	-	-
22	SIKKIM	-	-	-	-	-	-	-	-
23	TAMIL NADU	-	-	-	2	-	-	-	2
24	TELANGANA	-	-	-	-	-	-	-	-
25	TRIPURA	-	-	-	-	-	-	-	-
26	UTTAR PRADESH	-	-	-	-	-	-	-	-
27	UTTARAKHAND	-	-	-	-	-	-	-	-
28	WEST BENGAL	-	-	-	-	-	-	-	-
TOTAL STATES		**-**	**-**	**-**	**1,21,82,103**	**-**	**69,07,500**	**-**	**1,90,89,603**
29	A & N ISLANDS	-	-	-	-	-	-	-	-
30	CHANDIGARH	-	-	-	-	-	-	-	-
31	DADRA & NAGAR HAVELI & DAMAN & DIU	-	-	-	-	-	-	-	-
32	DELHI	-	-	-	-	-	-	-	-
33	JAMMU & KASHMIR- UT	-	-	-	-	-	-	-	-
34	LADAKH	-	-	-	-	-	-	-	-
35	LAKSHADWEEP	-	-	-	-	-	-	-	-
36	PUDUCHERRY	-	-	-	-	-	-	-	-
TOTAL U.T.		**-**	**-**	**-**	**-**	**-**	**-**	**-**	**-**
TOTAL (STATE & UTs)		**-**	**-**	**-**	**1,21,82,103**	**-**	**69,07,500**	**-**	**1,90,89,603**

STATEMENT NO. 13: BUDGETED EXPENDITURE ON EDUCATION OF THE EDUCATION DEPARTMENTS ACCORDING TO HEADS OF CHARGES FOR 2022-23 (BUDGET ESTIMATE) (REVENUE ACCOUNT)

(RUPEES IN THOUSANDS)

S. No.	STATE / UNION TERRITORY	ELEMENTARY TOTAL	EDUCATION % AGE	SECONDARY TOTAL	EDUCATION % AGE	ADULT TOTAL	EDUCATION % AGE	UNIV. & HIGHER TOTAL	EDUCATION % AGE
(1)	(2)	(3)	(4)	(5)	(6)	(7)	(8)	(9)	(10)
1	ANDHRA PRADESH	9,53,11,326	39.36	11,62,88,291	48.02	1,52,239	0.06	2,29,72,907	9.49
2	ARUNACHAL PRADESH	79,53,438	58.21	42,11,525	30.82	1,43,220	1.05	10,10,125	7.39
3	ASSAM	8,94,71,039	46.59	6,47,07,046	33.69	3,16,033	0.16	3,05,67,301	15.92
4	BIHAR	4,22,96,389	27.37	5,35,64,241	34.66	30,21,775	1.96	4,36,35,091	28.24
5	CHHATTISGARH	9,18,07,186	55.47	6,11,43,425	36.94	-	0.00	1,03,37,630	6.25
6	GOA	44,53,771	18.33	1,25,42,078	51.63	19,750	0.08	50,88,623	20.95
7	GUJARAT	16,96,22,817	61.54	7,05,02,253	25.58	18,268	0.01	1,90,77,347	6.92
8	HARYANA	9,39,67,001	49.84	7,07,85,102	37.55	1,05,000	0.06	1,96,67,803	10.43
9	HIMACHAL PRADESH	4,04,27,655	50.31	3,22,57,664	40.14	400	0.00	66,61,920	8.29
10	JHARKHAND	10,58,58,900	68.71	2,46,99,792	16.03	-	0.00	1,80,70,414	11.73
11	KARNATAKA	16,40,67,189	54.91	8,21,85,758	27.50	19,600	0.01	3,62,50,236	12.13
12	KERALA	9,52,35,796	38.95	10,15,63,814	41.54	2,51,500	0.10	3,38,95,336	13.86
13	MADHYA PRADESH	26,68,68,101	74.47	5,53,84,655	15.46	-	0.00	2,91,05,037	8.12
14	MAHARAHSTRA	35,36,46,629	46.60	27,72,13,898	36.53	2,84,892	0.04	8,75,00,815	11.53
15	MANIPUR	53,54,749	30.95	54,59,321	31.55	48,715	0.28	51,99,990	30.05
16	MEGHALAYA	1,04,37,797	53.40	48,38,302	24.75	1,01,362	0.52	33,52,482	17.15
17	MIZORAM	63,16,139	47.52	37,87,034	28.49	38,528	0.29	18,96,780	14.27
18	NAGALAND	1,00,95,009	48.99	77,95,752	37.83	60	0.00	15,88,896	7.71
19	ODISHA	8,83,76,441	46.95	7,02,02,968	37.30	-	0.00	2,52,92,598	13.44
20	PUNJAB	3,90,10,967	28.27	8,47,73,770	61.44	14,200	0.01	1,09,34,785	7.92
21	RAJASTHAN	15,89,72,784	36.76	24,91,66,062	57.62	1,35,783	0.03	1,62,61,482	3.76
22	SIKKIM	44,52,025	35.63	64,46,411	51.60	500	0.00	6,72,687	5.38
23	TAMIL NADU	17,07,06,394	42.52	16,79,40,166	41.83	51,691	0.01	3,81,34,342	9.50
24	TELANGANA	5,99,00,895	40.76	6,28,93,511	42.80	83,508	0.06	1,90,36,547	12.95
25	TRIPURA	2,82,349	1.55	1,54,83,550	85.02	-	0.00	23,13,800	12.70
26	UTTAR PRADESH	56,75,25,768	76.25	13,01,16,800	17.48	-	0.00	3,52,36,536	4.73
27	UTTARAKHAND	3,55,15,672	39.75	4,24,86,079	47.56	-	0.00	68,74,307	7.69
28	WEST BENGAL	12,11,81,330	33.10	18,14,04,994	49.55	76,374	0.02	4,65,42,905	12.71
TOTAL STATES		**2,89,91,15,556**	**50.34**	**2,05,98,44,262**	**35.76**	**48,83,398**	**0.08**	**57,71,78,722**	**10.02**
29	A & N ISLANDS	34,19,800	52.13	22,37,550	34.11	13,700	0.21	5,15,650	7.86
30	CHANDIGARH	24,39,940	33.25	20,71,040	28.23	11,200	0.15	14,99,897	20.44
31	DADRA & NAGAR HAVELI & DAMAN & DIU	10,13,300	36.33	12,09,230	43.35	3,910	0.14	1,87,500	6.72
32	DELHI	2,20,99,400	17.13	9,25,03,130	71.70	-	0.00	74,64,400	5.79
33	JAMMU & KASHMIR- UT	4,64,20,991	40.71	5,09,92,907	44.72	25,000	0.02	1,45,30,973	12.74
34	LADAKH	29,81,400	46.21	30,38,700	47.10	-	0.00	3,62,100	5.61
35	LAKSHADWEEP	6,65,000	44.35	6,98,000	46.55	-	0.00	1,20,000	8.00
36	PUDUCHERRY	34,01,129	33.85	33,84,810	33.68	11,450	0.11	17,29,658	17.21
TOTAL U.T.		**8,24,40,960**	**29.69**	**15,61,35,367**	**56.22**	**65,260**	**0.02**	**2,64,10,178**	**9.51**
TOTAL (STATE & UTs)		**2,98,15,56,516**	**49.39**	**2,21,59,79,629**	**36.71**	**49,48,658**	**0.08**	**60,35,88,900**	**10.00**
CENTRE TOTAL		**85,63,91,100**	**51.59**	**25,14,52,600**	**15.15**	**12,99,800**	**0.08**	**30,68,78,700**	**18.49**
GRAND TOTAL		**3,83,79,47,616**	**49.86**	**2,46,74,32,229**	**32.06**	**62,48,458**	**0.08**	**91,04,67,600**	**11.83**

STATEMENT NO. 13: BUDGETED EXPENDITURE ON EDUCATION OF THE EDUCATION DEPARTMENTS ACCORDING TO HEADS OF CHARGES FOR 2022-23 (BUDGET ESTIMATE) (REVENUE ACCOUNT)

(RUPEES IN THOUSANDS)

S. No.	STATE / UNION TERRITORY	TECHNICAL TOTAL	EDUCATION % AGE	GENERAL TOTAL	EDUCATION % AGE	LANGUAGE TOTAL	EDUCATION % AGE	TOTAL
(1)	(2)	(11)	(12)	(13)	(14)	(15)	(16)	(17)
1	ANDHRA PRADESH	54,61,338	2.26	15,30,458	0.63	4,53,547	0.19	24,21,70,106
2	ARUNACHAL PRADESH	1,83,656	1.34	1,60,890	1.18	-	0.00	1,36,62,854
3	ASSAM	29,43,126	1.53	10,40,016	0.54	29,95,932	1.56	19,20,40,493
4	BIHAR	38,30,703	2.48	18,71,081	1.21	63,12,164	4.08	15,45,31,444
5	CHHATTISGARH	22,07,280	1.33	5,438	0.00	-	0.00	16,55,00,959
6	GOA	19,77,985	8.14	1,22,651	0.50	88,800	0.37	2,42,93,658
7	GUJARAT	1,29,60,828	4.70	30,92,796	1.12	3,34,953	0.12	27,56,09,262
8	HARYANA	40,05,852	2.12	-	0.00	-	0.00	18,85,30,758
9	HIMACHAL PRADESH	8,86,237	1.10	7,900	0.01	1,14,951	0.14	8,03,56,727
10	JHARKHAND	21,84,415	1.42	31,74,700	2.06	69,857	0.05	15,40,58,078
11	KARNATAKA	1,22,00,986	4.08	34,85,610	1.17	6,03,400	0.20	29,88,12,779
12	KERALA	1,25,95,777	5.15	7,67,094	0.31	1,76,014	0.07	24,44,85,331
13	MADHYA PRADESH	59,93,680	1.67	8,13,039	0.23	1,83,878	0.05	35,83,48,390
14	MAHARAHSTRA	3,41,58,215	4.50	60,80,316	0.80	3	0.00	75,88,84,768
15	MANIPUR	2,59,728	1.50	9,62,564	5.56	18,944	0.11	1,73,04,011
16	MEGHALAYA	2,20,250	1.13	5,97,070	3.05	295	0.00	1,95,47,558
17	MIZORAM	1,57,902	1.19	1,88,629	1.42	9,05,408	6.81	1,32,90,420
18	NAGALAND	2,57,580	1.25	-	0.00	8,70,022	4.22	2,06,07,319
19	ODISHA	35,40,560	1.88	69,543	0.04	7,39,042	0.39	18,82,21,152
20	PUNJAB	23,35,150	1.69	6,14,116	0.45	3,04,082	0.22	13,79,87,070
21	RAJASTHAN	33,84,912	0.78	1,42,512	0.03	43,39,047	1.00	43,24,02,582
22	SIKKIM	2,67,720	2.14	6,54,453	5.24	-	0.00	1,24,93,796
23	TAMIL NADU	1,38,20,739	3.44	1,02,85,000	2.56	5,25,236	0.13	40,14,63,568
24	TELANGANA	39,01,501	2.66	10,96,966	0.75	31,000	0.02	14,69,43,928
25	TRIPURA	41,400	0.23	91,500	0.50	-	0.00	1,82,12,599
26	UTTAR PRADESH	53,53,494	0.72	21,88,331	0.29	38,30,551	0.51	74,42,51,480
27	UTTARAKHAND	37,90,157	4.24	3,12,417	0.35	3,62,172	0.41	8,93,40,804
28	WEST BENGAL	91,36,950	2.50	70,35,653	1.92	7,48,759	0.20	36,61,26,965
TOTAL STATES		**14,80,58,121**	**2.57**	**4,63,90,743**	**0.81**	**2,40,08,057**	**0.42**	**5,75,94,78,859**
29	A & N ISLANDS	2,56,900	3.92	1,05,400	1.61	10,700	0.16	65,59,700
30	CHANDIGARH	11,92,300	16.25	94,383	1.29	28,540	0.39	73,37,300
31	DADRA & NAGAR HAVELI & DAMAN & DIU	2,71,300	9.73	1,03,960	3.73	-	0.00	27,89,200
32	DELHI	54,74,425	4.24	14,67,520	1.14	2,000	0.00	12,90,10,875
33	JAMMU & KASHMIR- UT	18,54,437	1.63	1,95,883	0.17	-	0.00	11,40,20,191
34	LADAKH	45,700	0.71	23,900	0.37	-	0.00	64,51,800
35	LAKSHADWEEP	-	0.00	16,600	1.11	-	0.00	14,99,600
36	PUDUCHERRY	12,19,331	12.13	2,95,956	2.95	6,694	0.07	1,00,49,028
TOTAL U.T.		**1,03,14,393**	**3.71**	**23,03,602**	**0.83**	**47,934**	**0.02**	**27,77,17,694**
TOTAL (STATE & UTs)		**15,83,72,514**	**2.62**	**4,86,94,345**	**0.81**	**2,40,55,991**	**0.40**	**6,03,71,96,553**
CENTRE TOTAL		**23,25,77,900**	**14.01**	**76,46,800**	**0.46**	**36,80,100**	**0.22**	**1,65,99,27,000**
GRAND TOTAL		**39,09,50,414**	**5.08**	**5,63,41,145**	**0.73**	**2,77,36,091**	**0.36**	**7,69,71,23,553**

STATEMENT NO. 13 (a): BUDGETED EXPENDITURE ON EDUCATION OF THE EDUCATION DEPARTMENTS ACCORDING TO HEADS OF CHARGES FOR 2022-23 (BUDGET ESTIMATE) (CAPITAL ACCOUNT)

(RUPEES IN THOUSANDS)

S. No.	STATE / UNION TERRITORY	ELEMENTARY TOTAL	SECONDARY TOTAL	ADULT TOTAL	UNIV. & HIGHER TOTAL	TECHNICAL TOTAL	GENERAL TOTAL	LANGUAGE TOTAL	T O T A L
(1)	(2)	(3)	(4)	(5)	(6)	(7)	(8)	(9)	(10)
1	ANDHRA PRADESH	10,000	3,63,53,506	-	19,75,316	6,15,004	8,40,581	20,000	3,98,14,407
2	ARUNACHAL PRADESH	2,93,300	-	-	-	-	2,31,500	-	5,24,800
3	ASSAM	48,12,861	15,92,620	-	12,08,482	9,26,222	2,40,778	-	87,80,963
4	BIHAR	20,01,000	33,40,000	-	1,20,100	96,79,100	5,000	-	1,51,45,200
5	CHHATTISGARH	-	-	-	10,40,200	5,58,850	-	-	15,99,050
6	GOA	2,000	1,000	-	2,50,000	3,93,148	15,51,500	-	21,97,648
7	GUJARAT	91,34,765	7,87,151	-	5,46,924	12,79,357	5,24,541	-	1,22,72,738
8	HARYANA	2,00,000	35,00,000	-	17,00,000	50,000	-	-	54,50,000
9	HIMACHAL PRADESH	1,85,000	4,48,900	-	4,24,900	6,49,900	2,14,200	-	19,22,900
10	JHARKHAND	5,13,000	40,75,000	-	-	14,16,000	44,40,500	-	1,04,44,500
11	KARNATAKA	51,65,000	30,83,500	-	35,00,000	14,74,900	-	-	1,32,23,400
12	KERALA	2,54,500	15,35,500	-	5,47,300	8,03,101	-	-	31,40,401
13	MADHYA PRADESH	21,00,001	53,33,803	-	63,85,101	81,96,779	16,000	-	2,20,31,684
14	MAHARAHSTRA	17,08,000	13,50,000	-	5,06,012	9,61,000	-	-	45,25,012
15	MANIPUR	10,800	-	-	20,000	78,550	1,90,000	-	2,99,350
16	MEGHALAYA	2,100	1,02,135	-	1,00,603	50,345	-	-	2,55,183
17	MIZORAM	-	-	-	-	-	-	-	-
18	NAGALAND	1,78,899	90,650	-	9,80,662	1,45,000	1,50,000	-	15,45,211
19	ODISHA	50,000	3,90,000	-	8,55,000	11,50,001	10,000	-	24,55,001
20	PUNJAB	-	63,19,077	-	13,51,750	3,38,973	3,24,002	-	83,33,802
21	RAJASTHAN	5,95,603	58,14,653	-	36,00,956	2,75,194	23,53,212	30,002	1,26,69,620
22	SIKKIM	14,600	1,01,368	-	28,374	84,750	21,000	-	2,50,092
23	TAMIL NADU	-	37,13,444	-	33,63,025	13,58,047	9,14,245	-	93,48,761
24	TELANGANA	6,000	2,32,504	-	6,64,793	47,837	2,11,729	-	11,62,863
25	TRIPURA	-	3,54,000	-	1,08,212	-	-	-	4,62,212
26	UTTAR PRADESH	56,50,190	49,51,280	-	42,96,332	40,52,373	7,91,718	-	1,97,41,894
27	UTTARAKHAND	1,00,001	12,52,862	-	6,69,448	4,79,674	50,000	58,424	26,10,410
28	WEST BENGAL	22,05,000	20,37,000	-	11,99,525	28,22,778	4,33,715	-	86,98,018
TOTAL STATES		**3,51,92,620**	**8,67,59,954**	**-**	**3,54,43,015**	**3,78,86,883**	**1,35,14,221**	**1,08,426**	**20,89,05,120**
29	A & N ISLANDS	55,400	88,000	-	23,600	9,000	2,000	-	1,78,000
30	CHANDIGARH	21,800	1,72,875	-	2,51,867	2,54,148	1,310	-	7,02,000
31	DADRA & NAGAR HAVELI & DAMAN & DIU	-	3,50,000	-	-	50,000	5,50,000	-	9,50,000
32	DELHI	-	75,00,000	-	24,70,000	21,00,000	54,00,000	-	1,74,70,000
33	JAMMU & KASHMIR- UT	19,03,840	20,98,348	-	64,22,500	1,92,500	7,90,000	-	1,14,07,188
34	LADAKH	100	-	-	20,000	1,000	-	-	21,100
35	LAKSHADWEEP	-	70,000	-	25,000	-	21,000	-	1,16,000
36	PUDUCHERRY	25,625	71,391	-	14,100	302	86,151	-	1,97,569
TOTAL U.T.		**20,06,765**	**1,03,50,614**	**-**	**92,27,067**	**26,06,950**	**68,50,461**	**-**	**3,10,41,857**
TOTAL (STATE & UTs)		**3,71,99,385**	**9,71,10,568**	**-**	**4,46,70,082**	**4,04,93,833**	**2,03,64,682**	**1,08,426**	**23,99,46,977**

STATEMENT NO. 13 (b): BUDGETED EXPENDITURE ON EDUCATION OF THE EDUCATION DEPARTMENTS ACCORDING TO HEADS OF CHARGES FOR 2022-23 (BUDGET ESTIMATE) (LOANS AND ADVANCES ACCOUNT)

(RUPEES IN THOUSANDS)

S. No.	STATE / UNION TERRITORY	ELEMENTARY TOTAL	SECONDARY TOTAL	ADULT TOTAL	UNIV. & HIGHER TOTAL	TECHNICAL TOTAL	GENERAL TOTAL	LANGUAGE TOTAL	TOTAL
(1)	(2)	(3)	(4)	(5)	(6)	(7)	(8)	(9)	(10)
1	ANDHRA PRADESH	-	-	-	-	-	-	-	
2	ARUNACHAL PRADESH	-	-	-	-	-	-	-	-
3	ASSAM	-	-	-	-	-	-	-	-
4	BIHAR	-	-	-	-	-	70,00,000	-	70,00,000
5	CHHATTISGARH	-	-	-	-	-	-	-	-
6	GOA	-	80,000	-	-	-	-	-	80,000
7	GUJARAT	-	-	-	-	-	-	-	-
8	HARYANA	-	-	-	1,14,23,200	-	-	-	1,14,23,200
9	HIMACHAL PRADESH	-	-	-	-	-	-	-	-
10	JHARKHAND	-	-	-	-	-	-	-	-
11	KARNATAKA	-	-	-	-	-	-	-	-
12	KERALA	-	-	-	-	-	-	-	-
13	MADHYA PRADESH	-	-	-	2,50,000	-	-	-	2,50,000
14	MAHARAHSTRA	-	-	-	-	-	-	-	-
15	MANIPUR	-	-	-	-	-	-	-	-
16	MEGHALAYA	-	-	-	-	-	-	-	-
17	MIZORAM	-	-	-	-	-	-	-	-
18	NAGALAND	-	-	-	-	-	-	-	-
19	ODISHA	-	-	-	-	-	-	-	-
20	PUNJAB	-	-	-	-	-	-	-	-
21	RAJASTHAN	-	-	-	-	-	-	-	-
22	SIKKIM	-	-	-	-	-	-	-	-
23	TAMIL NADU	-	-	-	2	-	-	-	2
24	TELANGANA	-	-	-	-	-	-	-	-
25	TRIPURA	-	-	-	-	-	-	-	-
26	UTTAR PRADESH	-	-	-	-	-	-	-	-
27	UTTARAKHAND	-	-	-	-	-	-	-	-
28	WEST BENGAL	-	-	-	-	-	-	-	-
TOTAL STATES		**-**	**80,000**	**-**	**1,16,73,202**	**-**	**70,00,000**	**-**	**1,87,53,202**
29	A & N ISLANDS	-	-	-	-	-	-	-	-
30	CHANDIGARH	-	-	-	-	-	-	-	-
31	DADRA & NAGAR HAVELI & DAMAN & DIU	-	-	-	-	-	-	-	-
32	DELHI	-	-	-	-	-	-	-	-
33	JAMMU & KASHMIR- UT	-	-	-	-	-	-	-	-
34	LADAKH	-	-	-	-	-	-	-	-
35	LAKSHADWEEP	-	-	-	-	-	-	-	-
36	PUDUCHERRY	-	-	-	-	-	-	-	-
TOTAL U.T.		**-**	**-**	**-**	**-**	**-**	**-**	**-**	**-**
TOTAL (STATE & UTs)		**-**	**80,000**	**-**	**1,16,73,202**	**-**	**70,00,000**	**-**	**1,87,53,202**

STATEMENT NO.14: SECTOR-WISE EXPENDITURE ON EDUCATION BY EDUCATION DEPARTMENTS STATES/ UTs AND CENTRE FOR 2020-21 (ACTUAL) (REVENUE ACCOUNT)

(RUPEES IN THOUSANDS)

S. No.	SECTOR	EXPENDITURE ON EDUCATION			% TO TOTAL EXPENDITURE
		STATES/UT	CENTRE	TOTAL	
(1)	(2)	(3)	(4)	(5)	(6)
1	ELEMENTARY EDUCATION	2,29,05,15,507	71,11,08,300	3,00,16,23,807	51.06
2	SECONDARY EDUCATION	1,71,02,84,623	12,79,66,900	1,83,82,51,523	31.27
3	ADULT EDUCATION	65,58,852	8,03,600	73,62,452	0.13
4	UNIVERSITY/DL/SCHLORSHIP	49,77,77,636	17,02,67,800	66,80,45,436	11.36
5	TECHNICAL EDUCATION	11,33,36,679	16,86,28,900	28,19,65,579	4.80
6	GENERAL EDUCATION	5,57,42,112	35,20,000	5,92,62,112	1.01
7	LANGUAGE DEVELOPMENT	1,78,00,762	43,94,300	2,21,95,062	0.38
	TOTAL	**4,69,20,16,171**	**1,18,66,89,800**	**5,87,87,05,971**	**100.00**

STATEMENT NO.15: SECTOR-WISE EXPENDITURE ON EDUCATION BY EDUCATION DEPARTMENTS STATES/ UTs AND CENTRE FOR 2021-22 (REVISED ESTIMATE) (REVENUE ACCOUNT)

(RUPEES IN THOUSANDS)

S. No.	SECTOR	EXPENDITURE ON EDUCATION			% TO TOTAL EXPENDITURE
		STATES/UT	CENTRE	TOTAL	
(1)	(2)	(3)	(4)	(5)	(6)
1	ELEMENTARY EDUCATION	2,61,93,96,574	75,25,51,500	3,37,19,48,074	48.60
2	SECONDARY EDUCATION	2,01,62,79,888	18,67,77,500	2,20,30,57,388	31.75
3	ADULT EDUCATION	60,94,795	53,600	61,48,395	0.09
4	UNIVERSITY/DL/SCHLORSHIP	56,59,17,245	33,72,79,300	90,31,96,545	13.02
5	TECHNICAL EDUCATION	14,20,82,974	22,98,76,800	37,19,59,774	5.36
6	GENERAL EDUCATION	5,23,10,594	60,78,600	5,83,89,194	0.84
7	LANGUAGE DEVELOPMENT	2,12,02,920	28,41,000	2,40,43,920	0.35
	TOTAL	**5,42,32,84,991**	**1,51,54,58,300**	**6,93,87,43,291**	**100.00**

STATEMENT NO.16: SECTOR-WISE EXPENDITURE ON EDUCATION BY EDUCATION DEPARTMENTS STATES/ UTs AND CENTRE FOR 2022-23 (BUDGET ESTIMATE) (REVENUE ACCOUNT)

(RUPEES IN THOUSANDS)

S. No.	SECTOR	EXPENDITURE ON EDUCATION			% TO TOTAL EXPENDITURE
		STATES/UT	CENTRE	TOTAL	
(1)	(2)	(3)	(4)	(5)	(6)
1	ELEMENTARY EDUCATION	2,98,15,56,516	85,63,91,100	3,83,79,47,616	49.86
2	SECONDARY EDUCATION	2,21,59,79,629	25,14,52,600	2,46,74,32,229	32.06
3	ADULT EDUCATION	49,48,658	12,99,800	62,48,458	0.08
4	UNIVERSITY/DL/SCHLORSHIP	60,35,88,900	30,68,78,700	91,04,67,600	11.83
5	TECHNICAL EDUCATION	15,83,72,514	23,25,77,900	39,09,50,414	5.08
6	GENERAL EDUCATION	4,86,94,345	76,46,800	5,63,41,145	0.73
7	LANGUAGE DEVELOPMENT	2,40,55,991	36,80,100	2,77,36,091	0.36
	TOTAL	**6,03,71,96,553**	**1,65,99,27,000**	**7,69,71,23,553**	**100.00**

STATEMENT NO. 17 : BUDGET PROVISIONS FOR CENTRE & STATE EDUCATION DEPARTMENTS UNDER REVENUE ACCOUNT, CAPITAL ACCOUNT OUT -SIDE REVENUE ACCOUNT & LOANS AND ADVANCES ACCOUNT FOR 2020-21 (ACTUAL)

(RUPEES IN THOUSANDS)

S. No.	STATE / UNION TERRITORY	REVENUE ACCOUNT			CAPITAL ACCOUNT OUT-SIDE REVENUE ACCOUNT		
		TOTAL BUDGET	EDUCATION DEPARTMENTS	% OF COL (4) TO COL. (3)	TOTAL BUDGET	EDUCATION DEPARTMENTS	% OF COL (7) TO COL. (6)
(1)	(2)	(3)	(4)	(5)	(6)	(7)	(8)
1	ANDHRA PRADESH	1,52,67,66,365	19,47,57,924	12.76	18,97,49,491	3,29,83,566	17.38
2	ARUNACHAL PRADESH	13,08,74,995	1,19,04,247	9.10	5,12,33,456	5,73,632	1.12
3	ASSAM	64,51,95,876	14,44,60,181	22.39	12,39,93,919	4,99,663	0.40
4	BIHAR	1,39,49,34,472	11,36,03,772	8.14	18,20,85,969	40,73,983	2.24
5	CHHATTISGARH	70,03,28,443	12,52,45,094	17.88	9,02,41,882	5,78,437	0.64
6	GOA	12,06,96,677	1,79,03,250	14.83	2,06,68,471	7,45,204	3.61
7	GUJARAT	1,50,70,35,800	24,86,38,050	16.50	26,78,04,600	40,36,776	1.51
8	HARYANA	89,94,65,974	14,34,02,107	15.94	5,86,97,046	28,97,155	4.94
9	HIMACHAL PRADESH	33,53,49,283	6,21,94,890	18.55	5,30,92,135	23,95,182	4.51
10	JHARKHAND	59,26,35,906	11,23,61,904	18.96	8,46,56,545	6,38,401	0.75
11	KARNATAKA	1,76,05,39,104	25,43,40,202	14.45	45,40,60,532	1,10,17,316	2.43
12	KERALA	1,23,44,63,322	16,21,76,570	13.14	12,88,96,478	28,81,268	2.24
13	MADHYA PRADESH	1,64,73,30,059	28,52,23,806	17.31	30,35,57,656	1,09,70,768	3.61
14	MAHARAHSTRA	3,10,60,97,571	60,45,23,094	19.46	29,68,66,965	10,85,763	0.37
15	MANIPUR	12,42,84,718	1,23,27,294	9.92	2,43,91,809	1,19,990	0.49
16	MEGHALAYA	11,49,86,123	1,57,84,365	13.73	1,73,40,435	46,104	0.27
17	MIZORAM	8,51,47,947	1,28,33,032	15.07	1,12,59,714	50,000	0.44
18	NAGALAND	11,05,20,627	1,64,18,394	14.86	1,67,19,334	4,90,914	2.94
19	ODISHA	95,31,08,467	14,05,55,127	14.75	17,94,89,848	21,82,019	1.22
20	PUNJAB	86,34,46,155	11,30,24,045	13.09	4,38,23,140	10,06,386	2.30
21	RAJASTHAN	1,78,30,94,074	31,90,80,034	17.89	15,27,04,858	84,70,605	5.55
22	SIKKIM	6,36,86,371	1,11,75,589	17.55	1,51,38,785	10,12,139	6.69
23	TAMIL NADU	2,36,40,21,795	34,87,62,198	14.75	33,06,76,470	45,50,876	1.38
24	TELANGANA	1,23,21,23,841	10,55,35,842	8.57	15,92,21,068	13,26,474	0.83
25	TRIPURA	14,36,78,228	1,27,36,373	8.86	83,20,782	1,644	0.02
26	UTTAR PRADESH	2,98,54,34,590	46,82,41,657	15.68	52,23,71,064	74,03,442	1.42
27	UTTARAKHAND	37,09,10,264	6,89,65,666	18.59	6,53,82,130	14,03,536	2.15
28	WEST BENGAL	1,77,92,12,840	32,52,03,060	18.28	13,03,37,356	19,53,589	1.50
TOTAL STATES		**28,57,53,69,886**	**4,45,13,77,766**	**15.58**	**3,98,27,81,938**	**10,53,94,832**	**2.65**
29	A & N ISLANDS	4,48,21,500	59,17,124	13.20	34,24,400	2,85,014	8.32
30	CHANDIGARH	3,88,23,800	63,89,058	16.46	34,12,800	4,82,005	14.12
31	DADRA & NAGAR HAVELI & DAMAN & DIU	1,00,51,400	21,26,641	21.16	37,34,100	5,56,783	14.91
32	DELHI	40,41,36,161	9,37,54,232	23.20	4,69,88,654	92,42,506	19.67
33	JAMMU & KASHMIR- UT	52,63,37,549	11,83,99,879	22.50	10,47,03,756	41,60,490	3.97
34	LADAKH	1,58,51,600	45,60,077	28.77	78,85,800	10,850	0.14
35	LAKSHADWEEP	1,12,99,100	13,38,964	11.85	10,22,500	1,01,948	9.97
36	PUDUCHERRY	7,25,95,767	81,52,430	11.23	23,95,647	4,93,265	20.59
TOTAL U.T.		**1,12,39,16,877**	**24,06,38,405**	**21.41**	**17,35,67,657**	**1,53,32,861**	**8.83**
TOTAL (STATE & UTs)		**29,69,92,86,763**	**4,69,20,16,171**	**15.80**	**4,15,63,49,595**	**12,07,27,693**	**2.90**
CENTRE TOTAL		**33,14,85,19,200**	**1,18,66,89,800**	**3.58**	**3,42,94,87,800**		
GRAND TOTAL		**62,84,78,05,963**	**5,87,87,05,971**	**9.35**	**7,58,58,37,395**	**12,07,27,693**	**1.59**

STATEMENT NO. 17 : BUDGET PROVISIONS FOR CENTRE & STATE EDUCATION DEPARTMENTS UNDER REVENUE ACCOUNT, CAPITAL ACCOUNT OUT -SIDE REVENUE ACCOUNT & LOANS AND ADVANCES ACCOUNT FOR 2020-21 (ACTUAL)

(RUPEES IN THOUSANDS)

S. No.	STATE / UNION TERRITORY	LOANS AND ADVANCES ACCOUNT			TOTAL REVENUE, CAPITAL & LOANS AND ADVANCES		
		TOTAL BUDGET	EDUCATION DEPARTMENTS	% OF COL (10) TO COL (9)	TOTAL BUDGET	EDUCATION DEPARTMENTS	% OF COL (13) TO COL. (12)
(1)	(2)	(9)	(10)	(11)	(12)	(13)	(14)
1	ANDHRA PRADESH	1,71,51,111	-	0.00	1,73,36,66,967	22,77,41,490	13.14
2	ARUNACHAL PRADESH	48,005	-	0.00	18,21,56,456	1,24,77,879	6.85
3	ASSAM	8,78,006	-	0.00	77,00,67,801	14,49,59,844	18.82
4	BIHAR	1,11,39,748	59,64,961	53.55	1,58,81,60,189	12,36,42,716	7.79
5	CHHATTISGARH	5,05,000	-	0.00	79,10,75,325	12,58,23,531	15.91
6	GOA	16,092	-	0.00	14,13,81,240	1,86,48,454	13.19
7	GUJARAT	1,23,34,300	-	0.00	1,78,71,74,700	25,26,74,826	14.14
8	HARYANA	92,57,002	-	0.00	96,74,20,022	14,62,99,262	15.12
9	HIMACHAL PRADESH	32,01,149	32,000	1.00	39,16,42,567	6,46,22,072	16.50
10	JHARKHAND	3,37,97,733	-	0.00	71,10,90,184	11,30,00,305	15.89
11	KARNATAKA	2,66,91,641	-	0.00	2,24,12,91,277	26,53,57,518	11.84
12	KERALA	2,54,85,068	-	0.00	1,38,88,44,868	16,50,57,838	11.88
13	MADHYA PRADESH	1,23,03,214	5,78,401	4.70	1,96,31,90,929	29,67,72,975	15.12
14	MAHARAHSTRA	2,34,18,480	-	0.00	3,42,63,83,016	60,56,08,857	17.67
15	MANIPUR	1,02,000	-	0.00	14,87,78,527	1,24,47,284	8.37
16	MEGHALAYA	8,19,006	-	0.00	13,31,45,564	1,58,30,469	11.89
17	MIZORAM	29,000	-	0.00	9,64,36,661	1,28,83,032	13.36
18	NAGALAND	56,139	-	0.00	12,72,96,100	1,69,09,308	13.28
19	ODISHA	1,59,71,719	-	0.00	1,14,85,70,034	14,27,37,146	12.43
20	PUNJAB	95,57,901	-	0.00	91,68,27,196	11,40,30,431	12.44
21	RAJASTHAN	49,10,174	-	0.00	1,94,07,09,106	32,75,50,639	16.88
22	SIKKIM	0	-	0.00	7,88,25,156	1,21,87,728	15.46
23	TAMIL NADU	3,83,48,331	17,645	0.05	2,73,30,46,596	35,33,30,719	12.93
24	TELANGANA	10,86,82,696	-	0.00	1,50,00,27,605	10,68,62,316	7.12
25	TRIPURA	28,901	-	0.00	15,20,27,910	1,27,38,016	8.38
26	UTTAR PRADESH	1,15,26,081	-	0.00	3,51,93,31,735	47,56,45,099	13.52
27	UTTARAKHAND	3,75,545	-	0.00	43,66,67,939	7,03,69,202	16.12
28	WEST BENGAL	2,27,67,477	-	0.00	1,93,23,17,673	32,71,56,649	16.93
TOTAL STATES		**38,94,01,519**	**65,93,007**	**1.69**	**32,94,75,53,343**	**4,56,33,65,605**	**13.85**
29	A & N ISLANDS	-	-	0.00	4,82,45,900	62,02,138	12.86
30	CHANDIGARH	-	-	0.00	4,22,36,600	68,71,063	16.27
31	DADRA & NAGAR HAVELI & DAMAN & DIU	-	-	0.00	1,37,85,500	26,83,424	19.47
32	DELHI	4,09,03,915	-	0.00	49,20,28,730	10,29,96,738	20.93
33	JAMMU & KASHMIR- UT	6,16,400	-	0.00	63,16,57,705	12,25,60,369	19.40
34	LADAKH	-	-	0.00	2,37,37,400	45,70,927	19.26
35	LAKSHADWEEP	-	-	0.00	1,23,21,600	14,40,912	11.69
36	PUDUCHERRY	50,250	-	0.00	7,50,41,664	86,45,695	11.52
TOTAL U.T.		**4,15,70,565**	**-**	**0.00**	**1,33,90,55,099**	**25,59,71,266**	**19.12**
TOTAL (STATE & UTs)		**43,09,72,084**	**65,93,007**	**1.53**	**34,28,66,08,442**	**4,81,93,36,871**	**14.06**
CENTRE TOTAL		**2,49,84,55,500**			**39,07,64,62,500**	**1,18,66,89,800**	**3.04**
GRAND TOTAL		**2,92,94,27,584**	**65,93,007**	**0.23**	**73,36,30,70,942**	**6,00,60,26,671**	**8.19**

STATEMENT NO. 18: BUDGET PROVISIONS FOR CENTRE & STATE EDUCATION DEPARTMENTS UNDER REVENUE ACCOUNT, CAPITAL ACCOUNT OUT -SIDE REVENUE ACCOUNT & LOANS AND ADVANCES ACCOUNT FOR 2021-22 (REVISED ESTIMATE)

(RUPEES IN THOUSANDS)

S. No.	STATE / UNION TERRITORY	REVENUE ACCOUNT			CAPITAL ACCOUNT OUT-SIDE REVENUE ACCOUNT		
		TOTAL BUDGET	EDUCATION DEPARTMENTS	% OF COL (4) TO COL. (3)	TOTAL BUDGET	EDUCATION DEPARTMENTS	% OF COL (7) TO COL. (6)
(1)	(2)	(3)	(4)	(5)	(6)	(7)	(8)
1	ANDHRA PRADESH	1,73,81,78,368	20,96,28,660	12.06	18,52,94,160	2,93,63,736	15.85
2	ARUNACHAL PRADESH	17,69,58,891	1,54,97,111	8.76	7,37,22,570	5,04,467	0.68
3	ASSAM	99,75,29,164	18,61,76,779	18.66	33,13,66,390	92,33,918	2.79
4	BIHAR	2,06,31,80,715	19,17,43,493	9.29	38,46,50,350	2,01,38,742	5.24
5	CHHATTISGARH	85,01,60,699	15,37,39,231	18.08	14,19,09,610	10,84,960	0.76
6	GOA	17,43,74,174	2,24,40,182	12.87	6,69,70,780	37,89,592	5.66
7	GUJARAT	1,62,30,60,800	26,93,69,635	16.60	29,02,28,700	54,16,871	1.87
8	HARYANA	1,05,11,89,043	15,57,23,426	14.81	14,77,24,130	39,50,000	2.67
9	HIMACHAL PRADESH	37,03,42,417	6,93,68,295	18.73	7,09,86,570	37,01,705	5.21
10	JHARKHAND	73,36,39,761	13,58,78,029	18.52	9,89,52,990	5,64,761	0.57
11	KARNATAKA	1,95,81,44,730	28,48,16,885	14.55	39,48,19,860	1,27,76,524	3.24
12	KERALA	1,49,80,32,050	24,57,36,086	16.40	12,22,62,910	35,71,776	2.92
13	MADHYA PRADESH	1,77,39,83,798	30,04,52,111	16.94	37,08,90,640	1,10,30,905	2.97
14	MAHARAHSTRA	3,92,85,69,960	67,90,26,409	17.28	57,76,14,240	28,22,689	0.49
15	MANIPUR	17,16,27,046	1,66,11,831	9.68	7,79,69,190	3,95,284	0.51
16	MEGHALAYA	13,95,64,731	1,87,46,278	13.43	2,81,64,970	2,71,000	0.96
17	MIZORAM	10,48,71,513	1,43,15,885	13.65	1,59,88,810	2,70,600	1.69
18	NAGALAND	12,30,24,366	1,86,61,560	15.17	2,61,66,630	6,95,104	2.66
19	ODISHA	1,20,36,51,078	17,41,74,192	14.47	23,26,91,340	23,60,002	1.01
20	PUNJAB	1,02,44,55,345	13,02,67,221	12.72	10,07,87,980	19,05,473	1.89
21	RAJASTHAN	2,25,12,08,430	39,59,77,129	17.59	28,08,82,490	58,88,613	2.10
22	SIKKIM	7,46,18,554	1,15,30,967	15.45	2,50,05,270	7,01,563	2.81
23	TAMIL NADU	2,59,15,09,652	36,50,90,560	14.09	37,93,62,310	52,25,347	1.38
24	TELANGANA	1,51,73,19,366	11,89,29,226	7.84	25,95,49,160	31,31,053	1.21
25	TRIPURA	20,35,45,452	1,62,59,408	7.99	2,56,61,300	3,50,522	1.37
26	UTTAR PRADESH	3,56,62,42,107	54,24,99,595	15.21	96,48,06,330	97,55,316	1.01
27	UTTARAKHAND	41,46,64,257	7,70,12,821	18.57	7,11,19,270	11,64,876	1.64
28	WEST BENGAL	2,08,99,46,593	34,78,52,692	16.64	19,17,50,620	30,86,037	1.61
TOTAL STATES		**34,41,35,93,060**	**5,16,75,25,697**	**15.02**	**5,93,72,99,570**	**14,31,51,436**	**2.41**
29	A & N ISLANDS	5,41,15,500	62,29,600	11.51	51,20,900	2,70,800	5.29
30	CHANDIGARH	4,04,91,800	68,17,900	16.84	37,90,700	4,17,061	11.00
31	DADRA & NAGAR HAVELI & DAMAN & DIU	1,43,97,600	27,04,025	18.78	87,30,400	10,24,500	11.73
32	DELHI	50,86,22,380	11,57,74,652	22.76	9,19,28,420	2,11,90,550	23.05
33	JAMMU & KASHMIR- UT	67,23,68,961	10,70,75,399	15.93	30,83,94,120	1,00,73,168	3.27
34	LADAKH	2,33,16,400	60,01,600	25.74	3,62,63,600	97,600	0.27
35	LAKSHADWEEP	1,20,64,600	13,72,000	11.37	8,98,000	38,500	4.29
36	PUDUCHERRY	9,25,10,360	97,84,118	10.58	27,54,140	1,82,340	6.62
TOTAL U.T.		**1,41,78,87,601**	**25,57,59,294**	**18.04**	**45,78,80,280**	**3,32,94,519**	**7.27**
TOTAL (STATE & UTs)		**35,83,14,80,661**	**5,42,32,84,991**	**15.14**	**6,39,51,79,850**	**17,64,45,955**	**2.76**
CENTRE TOTAL		**34,42,69,30,300**	**1,51,54,58,300**	**4.40**	**5,66,09,82,000**		
GRAND TOTAL		**70,25,84,10,961**	**6,93,87,43,291**	**9.88**	**12,05,61,61,850**	**17,64,45,955**	**1.46**

STATEMENT NO. 18: BUDGET PROVISIONS FOR CENTRE & STATE EDUCATION DEPARTMENTS UNDER REVENUE ACCOUNT, CAPITAL ACCOUNT OUT -SIDE REVENUE ACCOUNT & LOANS AND ADVANCES ACCOUNT FOR 2021-22 (REVISED ESTIMATE)

(RUPEES IN THOUSANDS)

S. No.	STATE / UNION TERRITORY	LOANS AND ADVANCES ACCOUNT			TOTAL REVENUE, CAPITAL & LOANS AND ADVANCES		
		TOTAL BUDGET	EDUCATION DEPARTMENTS	%AGE OF COL (10) TO COL (9)	TOTAL BUDGET	EDUCATION DEPARTMENTS	% OF COL (13) TO COL. (12)
(1)	(2)	(9)	(10)	(11)	(12)	(13)	(14)
1	ANDHRA PRADESH	1,20,05,809	-	0.00	1,93,54,78,337	23,89,92,396	12.35
2	ARUNACHAL PRADESH	45,000	-	0.00	25,07,26,461	1,60,01,578	6.38
3	ASSAM	12,89,033	-	0.00	1,33,01,84,587	19,54,10,697	14.69
4	BIHAR	1,59,60,170	69,00,000	43.23	2,46,37,91,235	21,87,82,235	8.88
5	CHHATTISGARH	35,16,021	-	0.00	99,55,86,330	15,48,24,191	15.55
6	GOA	1,98,111	-	0.00	24,15,43,065	2,62,29,774	10.86
7	GUJARAT	1,21,16,800	-	0.00	1,92,54,06,300	27,47,86,506	14.27
8	HARYANA	5,33,13,538	1,15,96,200	21.75	1,25,22,26,711	17,12,69,626	13.68
9	HIMACHAL PRADESH	31,36,469	15,000	0.48	44,44,65,456	7,30,85,000	16.44
10	JHARKHAND	1,65,94,880	-	0.00	84,91,87,631	13,64,42,790	16.07
11	KARNATAKA	2,88,37,090	-	0.00	2,38,18,01,680	29,75,93,409	12.49
12	KERALA	2,77,06,949	-	0.00	1,64,80,01,909	24,93,07,862	15.13
13	MADHYA PRADESH	2,82,55,670	5,78,401	2.05	2,17,31,30,108	31,20,61,417	14.36
14	MAHARAHSTRA	2,92,84,073	-	0.00	4,53,54,68,273	68,18,49,098	15.03
15	MANIPUR	21,001	-	0.00	24,96,17,237	1,70,07,115	6.81
16	MEGHALAYA	5,93,750	-	0.00	16,83,23,451	1,90,17,278	11.30
17	MIZORAM	27,751	-	0.00	12,08,88,074	1,45,86,485	12.07
18	NAGALAND	28,218	-	0.00	14,92,19,214	1,93,56,664	12.97
19	ODISHA	1,61,17,549	-	0.00	1,45,24,59,967	17,65,34,194	12.15
20	PUNJAB	1,59,27,602	-	0.00	1,14,11,70,927	13,21,72,694	11.58
21	RAJASTHAN	61,65,504	-	0.00	2,53,82,56,424	40,18,65,742	15.83
22	SIKKIM	13,500	-	0.00	9,96,37,324	1,22,32,530	12.28
23	TAMIL NADU	3,56,42,058	2	0.00	3,00,65,14,020	37,03,15,909	12.32
24	TELANGANA	23,25,63,327	-	0.00	2,00,94,31,853	12,20,60,279	6.07
25	TRIPURA	10,49,500	-	0.00	23,02,56,252	1,66,09,930	7.21
26	UTTAR PRADESH	2,10,41,925	-	0.00	4,55,20,90,362	55,22,54,911	12.13
27	UTTARAKHAND	4,98,290	-	0.00	48,62,81,817	7,81,77,697	16.08
28	WEST BENGAL	1,28,44,230	-	0.00	2,29,45,41,443	35,09,38,729	15.29
TOTAL STATES		**57,47,93,818**	**1,90,89,603**	**3.32**	**40,92,56,86,448**	**5,32,97,66,736**	**13.02**
29	A & N ISLANDS	-	-	0.00	5,92,36,400	65,00,400	10.97
30	CHANDIGARH	-	-	0.00	4,42,82,500	72,34,961	16.34
31	DADRA & NAGAR HAVELI & DAMAN & DIU	-	-	0.00	2,31,28,000	37,28,525	16.12
32	DELHI	2,72,97,500	-	0.00	62,78,48,300	13,69,65,202	21.82
33	JAMMU & KASHMIR- UT	11,49,000	-	0.00	98,19,12,081	11,71,48,567	11.93
34	LADAKH	-	-	0.00	5,95,80,000	60,99,200	10.24
35	LAKSHADWEEP	-	-	0.00	1,29,62,600	14,10,500	10.88
36	PUDUCHERRY	800	-	0.00	9,52,65,300	99,66,458	10.46
TOTAL U.T.		**2,84,47,300**	**-**	**0.00**	**1,90,42,15,181**	**28,90,53,813**	**15.18**
TOTAL (STATE & UTs)		**60,32,41,118**	**1,90,89,603**	**3.16**	**42,82,99,01,629**	**5,61,88,20,549**	**13.12**
CENTRE TOTAL		**2,75,41,36,900**			**42,84,20,49,200**	**1,51,54,58,300**	**3.54**
GRAND TOTAL		**3,35,73,78,018**	**1,90,89,603**	**0.57**	**85,67,19,50,829**	**7,13,42,78,849**	**8.33**

STATEMENT NO. 19: BUDGET PROVISIONS FOR CENTRE & STATE EDUCATION DEPARTMENTS UNDER REVENUE ACCOUNT, CAPITAL ACCOUNT OUT -SIDE REVENUE ACCOUNT & LOANS AND ADVANCES ACCOUNT FOR 2022-23 (BUDGET ESTIMATE)

(RUPEES IN THOUSANDS)

S. No.	STATE / UNION TERRITORY	REVENUE ACCOUNT			CAPITAL ACCOUNT OUT-SIDE REVENUE ACCOUNT		
		TOTAL BUDGET	EDUCATION DEPARTMENTS	% OF COL (4) TO COL. (3)	TOTAL BUDGET	EDUCATION DEPARTMENTS	% OF COL (7) TO COL. (6)
(1)	(2)	(3)	(4)	(5)	(6)	(7)	(8)
1	ANDHRA PRADESH	2,08,26,12,559	24,21,70,106	11.63	30,67,95,745	3,98,14,407	12.98
2	ARUNACHAL PRADESH	18,20,15,472	1,36,62,854	7.51	6,70,11,527	5,24,800	0.78
3	ASSAM	96,36,70,478	19,20,40,493	19.93	18,37,10,087	87,80,963	4.78
4	BIHAR	1,91,95,66,661	15,45,31,444	8.05	29,74,96,398	1,51,45,200	5.09
5	CHHATTISGARH	88,37,16,117	16,55,00,959	18.73	15,24,06,890	15,99,050	1.05
6	GOA	16,91,58,069	2,42,93,658	14.36	4,75,85,112	21,97,648	4.62
7	GUJARAT	1,81,03,96,000	27,56,09,262	15.22	35,89,84,600	1,22,72,738	3.42
8	HARYANA	1,16,19,86,273	18,85,30,758	16.22	22,34,35,647	54,50,000	2.44
9	HIMACHAL PRADESH	40,27,88,019	8,03,56,727	19.95	5,64,65,659	19,22,900	3.41
10	JHARKHAND	76,27,33,035	15,40,58,078	20.20	16,60,64,832	1,04,44,500	6.29
11	KARNATAKA	2,04,58,66,836	29,88,12,779	14.61	43,57,26,496	1,32,23,400	3.03
12	KERALA	1,57,06,58,921	24,44,85,331	15.57	14,89,07,610	31,40,401	2.11
13	MADHYA PRADESH	1,98,91,57,021	35,83,48,390	18.02	45,68,59,799	2,20,31,684	4.82
14	MAHARAHSTRA	4,27,78,01,208	75,88,84,768	17.74	65,21,03,935	45,25,012	0.69
15	MANIPUR	17,91,44,041	1,73,04,011	9.66	9,27,25,124	2,99,350	0.32
16	MEGHALAYA	15,37,55,276	1,95,47,558	12.71	2,46,26,312	2,55,183	1.04
17	MIZORAM	10,00,65,109	1,32,90,420	13.28	2,66,31,433	0	0.00
18	NAGALAND	14,39,89,331	2,06,07,319	14.31	3,02,96,318	15,45,211	5.10
19	ODISHA	1,45,72,72,924	18,82,21,152	12.92	38,73,20,247	24,55,001	0.63
20	PUNJAB	1,07,93,20,750	13,79,87,070	12.78	10,98,10,912	83,33,802	7.59
21	RAJASTHAN	2,38,46,57,907	43,24,02,582	18.13	34,80,92,595	1,26,69,620	3.64
22	SIKKIM	8,35,43,172	1,24,93,796	14.95	1,59,22,831	2,50,092	1.57
23	TAMIL NADU	2,84,18,84,527	40,14,63,568	14.13	43,04,33,770	93,48,761	2.17
24	TELANGANA	1,89,27,48,187	14,69,43,928	7.76	29,72,84,361	11,62,863	0.39
25	TRIPURA	21,60,68,914	1,82,12,599	8.43	4,25,62,856	4,62,212	1.09
26	UTTAR PRADESH	4,56,08,90,562	74,42,51,480	16.32	1,23,91,98,470	1,97,41,894	1.59
27	UTTARAKHAND	49,01,33,075	8,93,40,804	18.23	10,84,02,728	26,10,410	2.41
28	WEST BENGAL	2,26,32,66,811	36,61,26,965	16.18	33,14,43,750	86,98,018	2.62
TOTAL STATES		**38,06,88,67,255**	**5,75,94,78,859**	**15.13**	**7,03,83,06,044**	**20,89,05,120**	**2.97**
29	A & N ISLANDS	5,11,64,300	65,59,700	12.82	58,72,200	1,78,000	3.03
30	CHANDIGARH	4,42,74,600	73,37,300	16.57	41,93,300	7,02,000	16.74
31	DADRA & NAGAR HAVELI & DAMAN & DIU	1,49,90,000	27,89,200	18.61	87,51,000	9,50,000	10.86
32	DELHI	53,68,73,500	12,90,10,875	24.03	12,38,55,700	1,74,70,000	14.11
33	JAMMU & KASHMIR- UT	71,61,49,830	11,40,20,191	15.92	37,65,63,457	1,14,07,188	3.03
34	LADAKH	2,55,32,900	64,51,800	25.27	3,40,47,100	21,100	0.06
35	LAKSHADWEEP	1,17,31,000	14,99,600	12.78	22,16,500	1,16,000	5.23
36	PUDUCHERRY	8,67,56,500	1,00,49,028	11.58	55,51,814	1,97,569	3.56
TOTAL U.T.		**1,48,74,72,630**	**27,77,17,694**	**18.67**	**56,10,51,071**	**3,10,41,857**	**5.53**
TOTAL (STATE & UTs)		**39,55,63,39,885**	**6,03,71,96,553**	**15.26**	**7,59,93,57,115**	**23,99,46,977**	**3.16**
CENTRE TOTAL		**35,08,29,11,800**	**1,65,99,27,000**	**4.73**	**6,11,18,90,100**		
GRAND TOTAL		**74,63,92,51,685**	**7,69,71,23,553**	**10.31**	**13,71,12,47,215**	**23,99,46,977**	**1.75**

STATEMENT NO. 19: BUDGET PROVISIONS FOR CENTRE & STATE EDUCATION DEPARTMENTS UNDER REVENUE ACCOUNT, CAPITAL ACCOUNT OUT -SIDE REVENUE ACCOUNT & LOANS AND ADVANCES ACCOUNT FOR 2022-23 (BUDGET ESTIMATE)

(RUPEES IN THOUSANDS)

S. No.	STATE / UNION TERRITORY	LOANS AND ADVANCES ACCOUNT			TOTAL REVENUE, CAPITAL & LOANS AND ADVANCES		
		TOTAL BUDGET	EDUCATION DEPARTMENTS	%AGE OF COL (10) TO COL (9)	TOTAL BUDGET	EDUCATION DEPARTMENTS	% OF COL (13) TO COL. (12)
(1)	(2)	(9)	(10)	(11)	(12)	(13)	(14)
1	ANDHRA PRADESH	1,04,55,502	-	0.00	2,39,98,63,806	28,19,84,513	11.75
2	ARUNACHAL PRADESH	56,500	-	0.00	24,90,83,499	1,41,87,654	5.70
3	ASSAM	29,02,662	-	0.00	1,15,02,83,227	20,08,21,456	17.46
4	BIHAR	1,31,48,501	70,00,000	53.24	2,23,02,11,560	17,66,76,644	7.92
5	CHHATTISGARH	38,77,261	-	0.00	1,04,00,00,268	16,71,00,009	16.07
6	GOA	1,66,250	80,000	48.12	21,69,09,431	2,65,71,306	12.25
7	GUJARAT	1,47,01,100	-	0.00	2,18,40,81,700	28,78,82,000	13.18
8	HARYANA	3,66,15,860	1,14,23,200	31.20	1,42,20,37,780	20,54,03,958	14.44
9	HIMACHAL PRADESH	9,73,753	-	0.00	46,02,27,431	8,22,79,627	17.88
10	JHARKHAND	1,50,76,830	-	0.00	94,38,74,697	16,45,02,578	17.43
11	KARNATAKA	3,38,18,829	-	0.00	2,51,54,12,161	31,20,36,179	12.40
12	KERALA	1,63,08,631	-	0.00	1,73,58,75,162	24,76,25,732	14.27
13	MADHYA PRADESH	3,11,37,614	2,50,000	0.80	2,47,71,54,434	38,06,30,074	15.37
14	MAHARAHSTRA	2,41,40,385	-	0.00	4,95,40,45,528	76,34,09,780	15.41
15	MANIPUR	1,32,001	-	0.00	27,20,01,166	1,76,03,361	6.47
16	MEGHALAYA	7,90,812	-	0.00	17,91,72,400	1,98,02,741	11.05
17	MIZORAM	6,000	-	0.00	12,67,02,542	1,32,90,420	10.49
18	NAGALAND	5,652	-	0.00	17,42,91,301	2,21,52,530	12.71
19	ODISHA	1,53,93,320	-	0.00	1,85,99,86,491	19,06,76,153	10.25
20	PUNJAB	1,00,02,389	-	0.00	1,19,91,34,051	14,63,20,872	12.20
21	RAJASTHAN	19,29,957	-	0.00	2,73,46,80,459	44,50,72,202	16.28
22	SIKKIM	13,500	-	0.00	9,94,79,503	1,27,43,888	12.81
23	TAMIL NADU	6,01,96,071	2	0.00	3,33,25,14,368	41,08,12,331	12.33
24	TELANGANA	26,25,33,552	-	0.00	2,45,25,66,100	14,81,06,791	6.04
25	TRIPURA	63,700	-	0.00	25,86,95,470	1,86,74,811	7.22
26	UTTAR PRADESH	2,94,67,804	-	0.00	5,82,95,56,836	76,39,93,374	13.11
27	UTTARAKHAND	14,96,703	-	0.00	60,00,32,506	9,19,51,214	15.32
28	WEST BENGAL	1,15,83,659	-	0.00	2,60,62,94,220	37,48,24,983	14.38
TOTAL STATES		**59,69,94,798**	**1,87,53,202**	**3.14**	**45,70,41,68,097**	**5,98,71,37,181**	**13.10**
29	A & N ISLANDS	-	-	0.00	5,70,36,500	67,37,700	11.81
30	CHANDIGARH	-	-	0.00	4,84,67,900	80,39,300	16.59
31	DADRA & NAGAR HAVELI & DAMAN & DIU	-	-	0.00	2,37,41,000	37,39,200	15.75
32	DELHI	5,01,19,100	-	0.00	71,08,48,300	14,64,80,875	20.61
33	JAMMU & KASHMIR- UT	10,89,000	-	0.00	1,09,38,02,287	12,54,27,379	11.47
34	LADAKH	-	-	0.00	5,95,80,000	64,72,900	10.86
35	LAKSHADWEEP	-	-	0.00	1,39,47,500	16,15,600	11.58
36	PUDUCHERRY	5,000	-	0.00	9,23,13,314	1,02,46,597	11.10
TOTAL U.T.		**5,12,13,100**	**-**	**0.00**	**2,09,97,36,801**	**30,87,59,551**	**14.70**
TOTAL (STATE & UTs)		**64,82,07,898**	**1,87,53,202**	**2.89**	**47,80,39,04,898**	**6,29,58,96,732**	**13.17**
CENTRE TOTAL		**1,70,81,23,800**			**42,90,29,25,700**	**1,65,99,27,000**	**3.87**
GRAND TOTAL		**2,35,63,31,698**	**1,87,53,202**	**0.80**	**90,70,68,30,598**	**7,95,58,23,732**	**8.77**

Financial Performance Report 2022-23 : Indian Institute of Technology

(In Rs. Lakhs)

S. No.	Name of the Institution	Grants received	Academic Income	Other Income	Total Income	Total expenditure
1	Indian Institute of Technology ,Bhilai	3,887	748	432	5,067	4,644
2	Indian Institute of Technology,Bhubaneshwar	10,731	1,447	1,915	14,092	18,449
3	Indian Institute of Technology ,Chennai	68,189	7,000	1,774	77,276	72,755
4	Indian Institute of Technology,Delhi	70,120	9,342	6,398	85,860	1,06,818
5	Indian Institute of Technology (Indian School of Mines),Dhanbad	25,602	6,229	1,026	32,856	26,537
6	Indian Institute of Technology,Dharwad	3,700	1,178	12	5,407	4,417
7	Indian Institute of Technology,Goa	3,665	702	85	4,452	5,132
8	Indian Institute of Technology,Guwahati	39,873	6,269	2,346	48,488	53,200
10	Indian Institute of Technology ,Indore	13,623	3,333	1,322	18,278	18,541
11	Indian Institute of Technology ,Jammu	6,112	1,373	586	8,071	10,220
12	Indian Institute of Technology,Kanpur	60,183	6,915	28,754	95,852	82,644
13	Indian Institute of Technology,Kharagpur	67,514	11,532	3,266	97,861	94,445
14	Indian Institute of Technology,Mumbai	76,363	14,766	16,778	1,07,907	1,13,272
15	Indian Institute of Technology,Patna	15,355	2,651	719	19,468	20,657
16	Indian Institute of Technology,Ropar	14,780	1,795	206	17,408	18,948
17	Indian Institute of Technology (Banaras Hindu University) ,Varanasi	25,204	7,778	4,938	37,920	36,248
Total		**3,88,646**	**63,962**	**68,940**	**5,21,549**	**5,40,424**

Financial Performance Report 2022-23 : National Institute of Technology

(In Rs. Lakhs)

S. No.	Name of the Institution	Grants received	Academic income	Other income	Total Income	Total expenditure
1	National Institute of Technology,Agartala	11,183	3,092	129	14,453	12,108
2	Motilal Nehru National Institute of Technology,Allahabad	13,488	5,945	2,167	21,600	17,683
3	National Institute of Technology,ANDHRA PRADESH	4,623	994	578	6,194	5,868
4	National Institute of Technology,Arunachal Pradesh	3,549	333	10	4,040	5,005
5	National Institute of Technology,Calicut	18,364	5,330	2,831	26,525	20,377
6	National Institute of Technology,Delhi	3,180	1,084	344	4,608	4,387
7	National Institute of Technology,Durgapur	15,861	3,940	1,432	21,232	16,939
8	National Institute of Technology ,Goa	3,230	427	255	3,911	3,598
9	National Institute of Technology,Hamirpur	9,642	2,860	931	13,433	10,599
10	Malviya National Institute of Technology,Jaipur	17,384	3,052	1,769	22,205	23,098
11	Dr. B. R. Ambedkar National Institute of Technology, Jalandhar	11,411	2,178	911	14,500	14,420
12	National Institute of Technology,Jamshedpur	9,269	2,905	1,183	13,357	12,123
13	National Institute of Technology,Karnataka	19,772	5,061	4,474	29,307	29,992
14	National Institute of Technology, Meghalaya	5,299	486	174	5,959	6,350
15	National Institute of Technology, Mizoram	3,574	338	168	4,080	3,034
16	Visvesvaraya National Institute of Technology,Nagpur	16,868	3,652	1,728	22,248	19,046
17	National Institute of Technology, Puducherry	3,107	704	443	4,254	4,533
18	National Institute of Technology,Raipur	9,908	3,109	2,766	15,783	17,588
19	National Institute of Technology,Rourkela	20,018	3,752	1,156	24,925	25,782
20	National Institute of Technology, Sikkim	2,012	453	15	2,520	2,891
21	National Institute of Technology,Srinagar	13,336	2,715	1,218	17,268	15,402
22	Sardar Vallabhbhai National Institute of Technology,Surat	14,385	4,109	867	19,845	18,136
23	National Institute of Technology, Tiruchirapalli	20,191	7,298	2,081	30,634	23,663
24	National Institute of Technology, Uttarakhand	2,467	425	500	3,392	3,000
25	National Institute of Technology,Warangal	23,141	4,764	2,713	30,618	27,111
	Total	**2,75,261**	**69,005**	**30,841**	**3,76,892**	**3,42,731**

Financial Performance Report 2022-23 : Indian Institute of Management

(In Rs. Lakhs)

S. No.	Name of the Institution	Grants received	Academic Income	Other Income	Total Income	Total expenditure
1	Indian Institute of Management, Ahmedabad	222	30,201	4,345	34,767	30,954
2	Indian Institute of Management, Amritsar	3,341	4,677	184	8,202	4,605
3	Indian Institute of Management, Bangalore		26,727	4,346	31,073	21,748
4	Indian Institute of Management, Bodh Gaya	2,692	4,670	642	8,003	2,835
5	Indian Institute of Management, Indore		22,400	5,413	27,812	18,105
6	Indian Institute of Management, Jammu and Kashmir	3,567	5,256	597	9,420	3,970
7	Indian Institute of Management, Kashipur		5,533	1,167	6,699	4,886
8	Indian Institute of Management, Kolkata	14,813	50	11,622	26,485	15,758
9	Indian Institute of Management, Kozhikode	16	27,406	651	28,073	19,803
10	Indian Institute of Management, Lucknow		21,252	3,046	24,297	16,870
11	Indian Institute of Management, Nagpur	4,167	6,527	2,310	13,004	7,944
12	Indian Institute of Management, Raipur		6,717	1,019	7,736	6,622
13	Indian Institute of Management, Ranchi		6,745	3,594	10,339	5,524
14	Indian Institute of Management, Rohtak		11,403	1,911	13,315	5,603
15	Indian Institute of Management, Sambalpur	2,181	2,712	522	5,414	3,011
16	Indian Institute of Management, Shillong		7,392	2,819	10,211	6,753
17	Indian Institute of Management, Sirmaur	3,024	3,703	1,135	7,863	3,343
18	Indian Institute of Management, Tiruchirapalli		7,757	392	8,149	6,252
19	Indian Institute of Management, Udaipur		9,086	315	9,401	8,457
20	Indian Institute of Management, Visakhapatnam	1,735	4,071	1,076	6,882	5,713
Total		**35,758**	**2,14,283**	**47,106**	**2,97,147**	**1,98,757**

Financial Performance Report 2022-23 : Central University

(In Rs. Lakhs)

S. No.	Name of the Institution	Grants received	Academic Income	Other Income	Total Income	Total expenditure
1	Tripura University, Agartala	8,581	1,460	509	10,550	18,745
2	Mizoram University, Aizawl	14,326	1,405	1,249	16,980	22,603
3	Aligarh Muslim University, Aligarh	1,55,213	2,561	2,183	1,59,956	1,95,348
4	University Of Allahabad, Allahabad	50,021	2,006	1,051	53,078	38,130
5	Banaras Hindu University, Banaras	2,05,472	7,805	30,403	2,43,680	2,24,752
6	Central University of Punjab, Bathinda	5,318	594	768	6,680	7,251
7	Sikkim University, Gangtok	7,779	312	571	8,661	8,773
8	Central University of Karnataka, Gulbarga	3,573	651	1,291	5,514	5,548
9	Maulana Azad National Urdu University, Hyderabad	16,865	1,414	329	18,608	20,328
10	University Of Hyderabad, Hyderabad	33,252	958	409	34,619	48,341
11	Manipur University, Imphal	16,610	2,476	929	20,015	18,765
12	Rajiv Gandhi University, Itanagar	14,075	1,414	898	16,387	11,490
13	Central University of Rajasthan, Jaipur	5,929	551	481	6,961	6,659
14	Central University of Kerala, Kasaragod	6,197	535	343	7,075	7,540
15	Central University of Orissa, Koraput	1,961	177	476	2,615	2,473
16	Babasaheb Bhimrao Ambedkar University, Lucknow	9,554	2,432	116	12,102	10,322
17	Central University of Haryana, Mahendragarh	5,911	1,069	463	7,443	6,080
18	Central Sanskrit University, New Delhi	25,766	461	235	26,462	30,643
19	Jawaharlal Nehru University, New Delhi	43,314	696	1,459	45,469	59,264
20	Jamia Milia Islamia, New Delhi	46,799	1,994	1,731	50,524	59,845
21	University Of Delhi, New Delhi	76,611	15,352	1,972	93,935	1,39,973
22	Central University of Jharkhand, Ranchi	4,481	746	365	5,593	6,262
23	Visva Bharati, Shantiniketan	33,246	625	857	34,729	35,145
24	Assam University, Silchar	16,926	1,381	346	18,653	42,011
25	Tezpur University, Tezpur	12,420	1,529	2,426	16,375	19,080
26	Central University of Tamil Nadu, Tiruvarur	4,438	590	479	5,507	7,063
27	Central University of Andhra Pradesh, Anantpur	682	134	30	845	1,029
28	Guru Ghasidas Vishwavidyalaya, Bilaspur	14,591	1,471	915	16,977	20,274
29	Indian Maritime University, Chennai	2,246	9,463	922	12,631	13,312
30	Central University of Kashmir, Ganderbal	2,981	585	169	3,735	4,903
31	Hemwati Nandan Bahuguna Garhwal Univeristy, Garhwal	15,878	2,791	789	19,458	26,508
32	Central University of South Bihar, Gaya	5,597	691	515	6,803	7,105
33	Central University of Himachal Pradesh, Kangra	4,894	98	262	5,253	6,253
34	Nagaland University, Lumami	15,032	986	111	16,129	14,853
35	Nalanda University, Rajgir	3,659	364	479	4,502	5,703
36	Central University of Jammu, Samba	4,320	356	703	5,379	6,211
37	Central University of Gujarat, Vadodara	5,632	104	57	5,793	6,252
38	Mahatma Gandhi Antrastriya Hindi Vishwavidyalaya, Wardha	5,373	74	118	5,565	6,967
39	Pondicherry University, Puducherry	17,221	2,499	458	20,178	25,876
40	Mahatma Gandhi Central University, Champaran	30,15,53,387	2,46,41,715	42,86,219	33,04,81,321	34,89,31,768
Total		**30,24,76,131**	**2,47,12,524**	**43,44,085**	**33,15,32,740**	**35,01,29,445**